

Eye Level Critical Thinking Math Challenge

數學邏輯思考大挑戰

SAMPLE PAPER



K2
Section



Candidate number 考生編號



Name 姓名

Seat number 座位編號

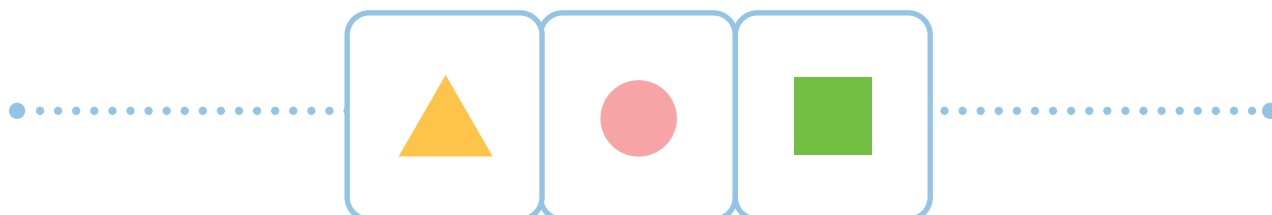
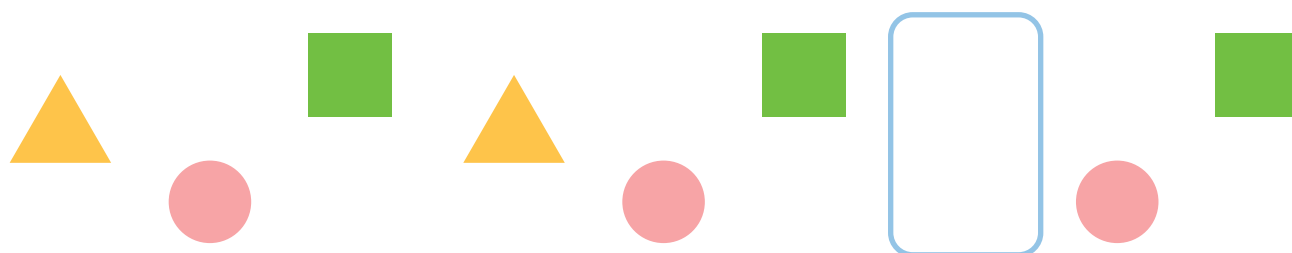
Instructions 簡介:

- ✓ 30 interesting questions in 30 minutes
 - ✓ We will read the questions for you
(In both Cantonese and English)
 - ✓ Pencils, erasers, admission ticket
 - ✓ Stay in your seat
 - ✓ If you need help, raise your hand
 - ✓ Enjoy 😊
-
- ✗ Foods or drinks
 - ✗ Mobile phones, calculators
 - ✗ Look at others' papers
 - ✗ Disturb others


- 1** Circle the object that completes the pattern.
請圈出正確答案以完成排序。





- 2** Circle the object that completes the pattern.
請圈出正確答案以完成排序。



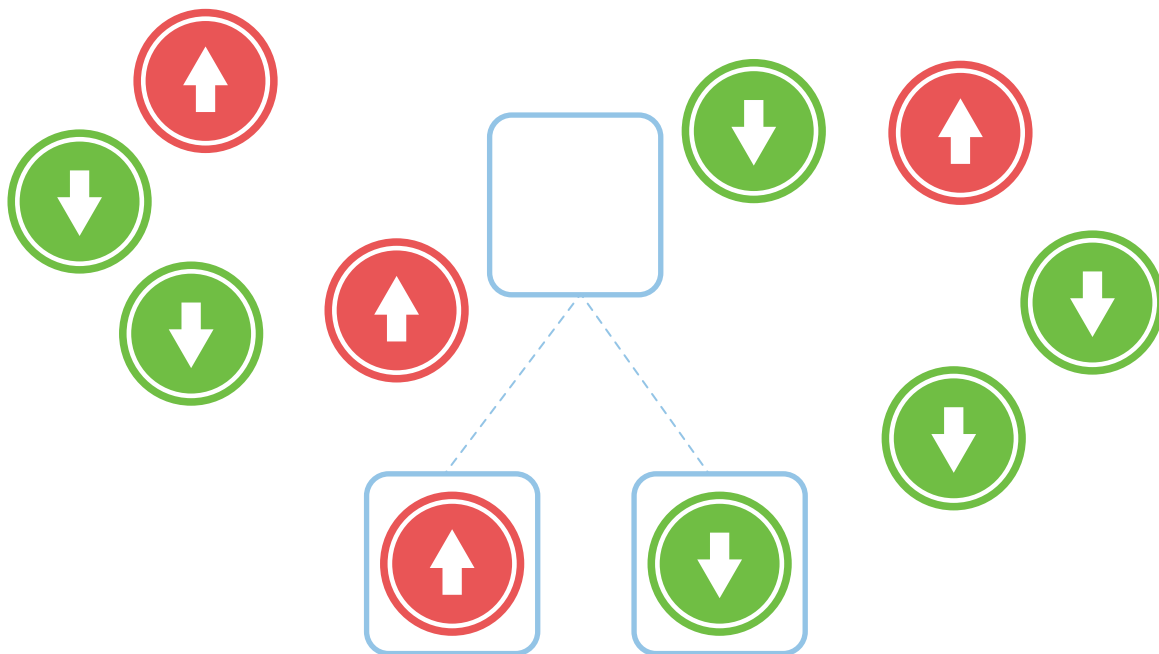
- 3** Circle the object that completes the pattern.
請圈出正確答案以完成排序。



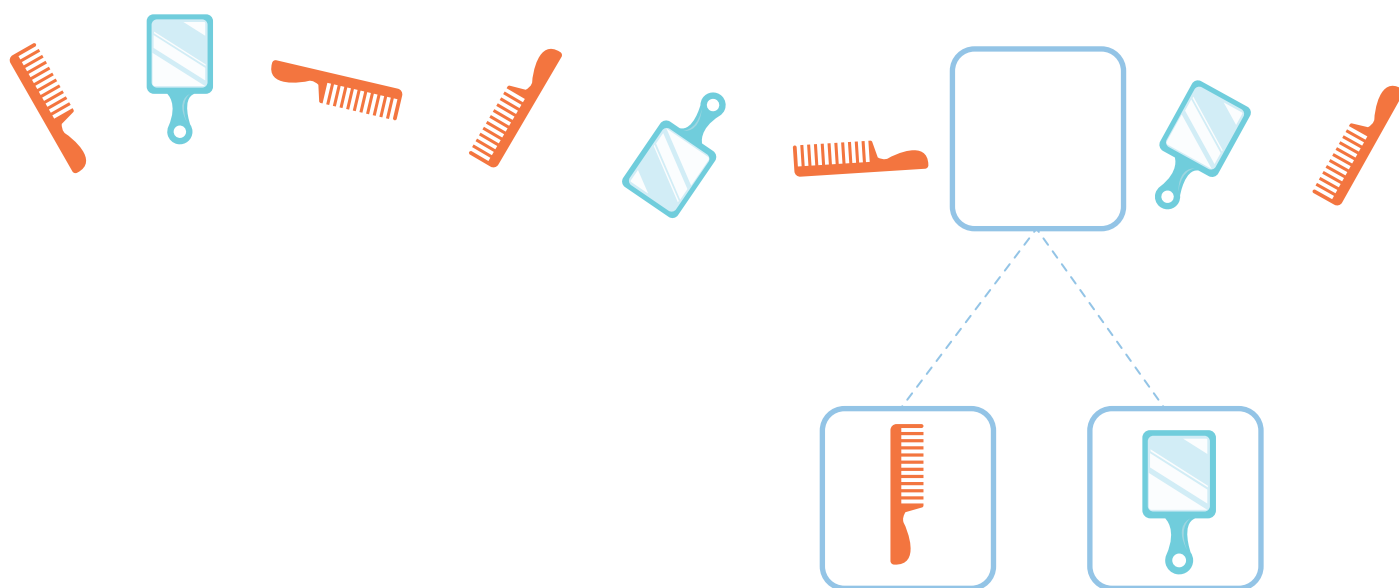
- 4** Circle the object that completes the pattern.
請圈出正確答案以完成排序。



- 5** Draw a line to the object that completes the pattern.
請連線至正確答案以完成排序。

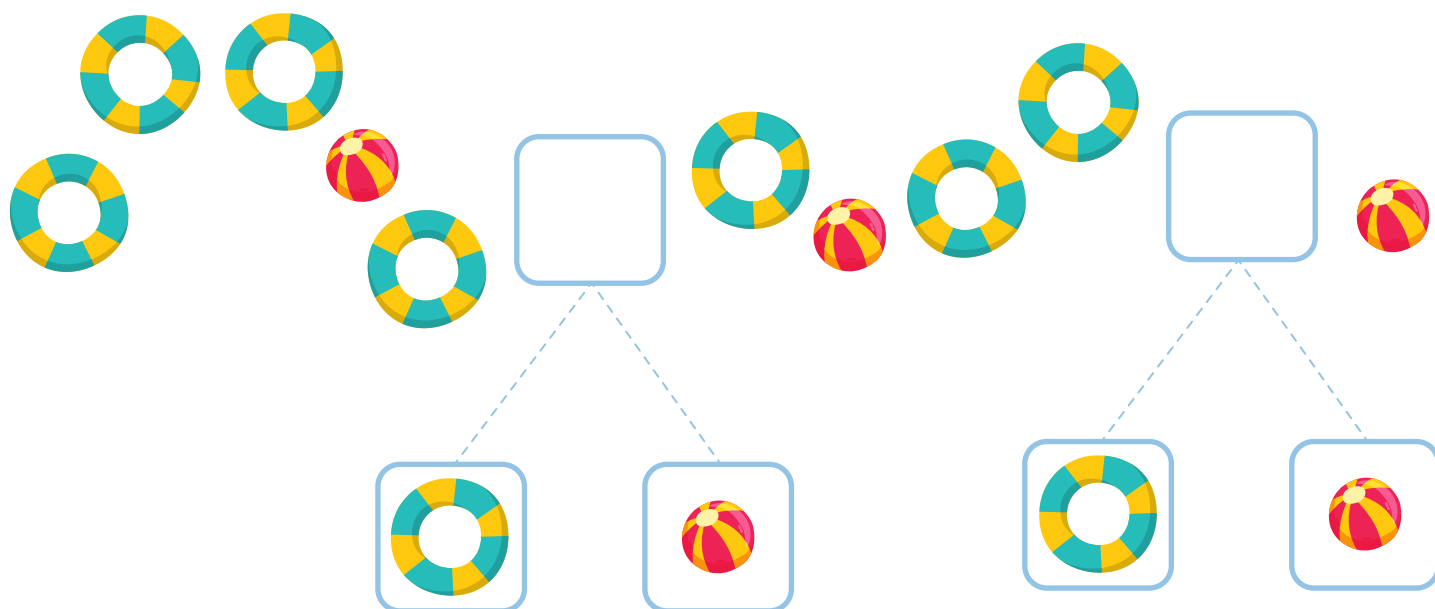


- 6** Draw a line to the object that completes the pattern.
請連線至正確答案以完成排序。



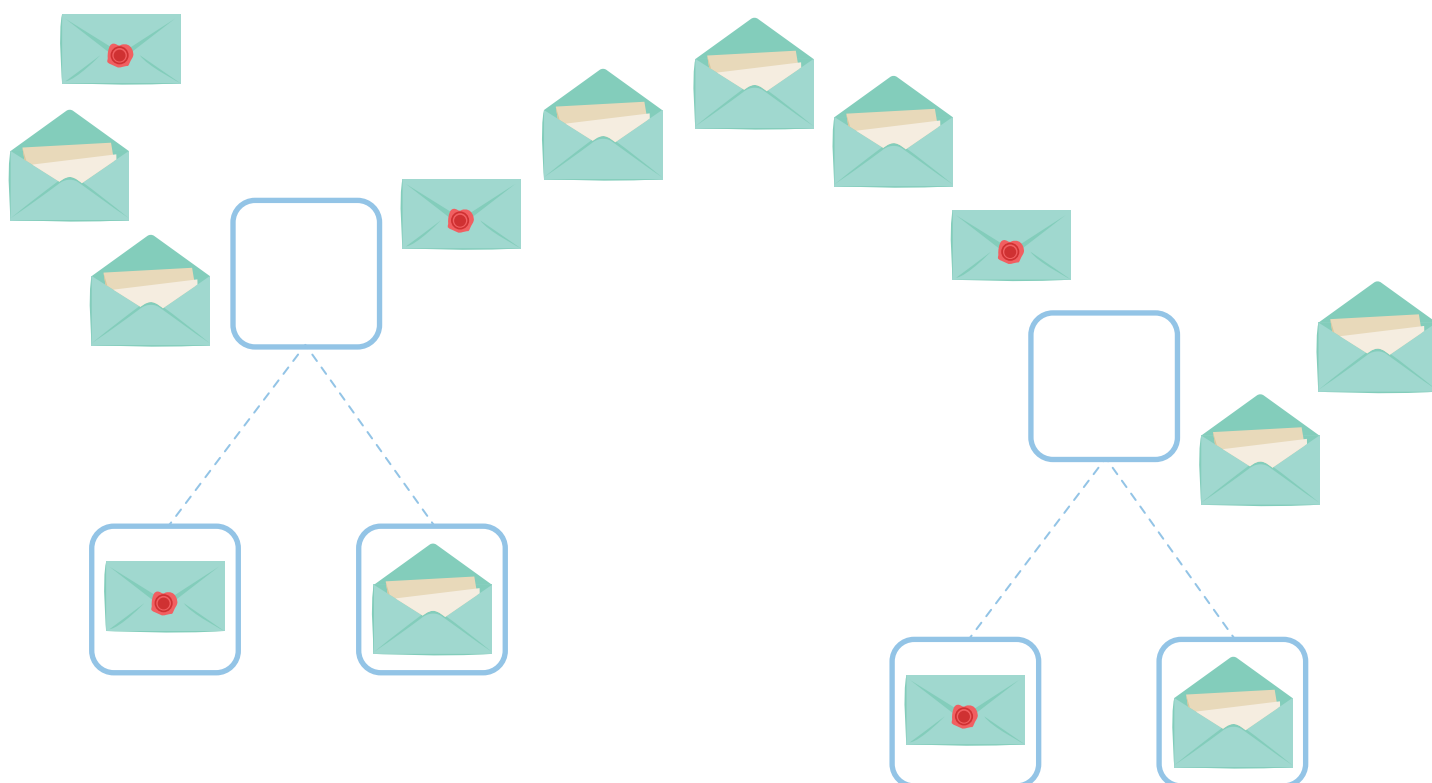
7 Draw a line to the object that completes the pattern.

請連線至正確答案以完成排序。





8 Draw a line to the object that completes the pattern.

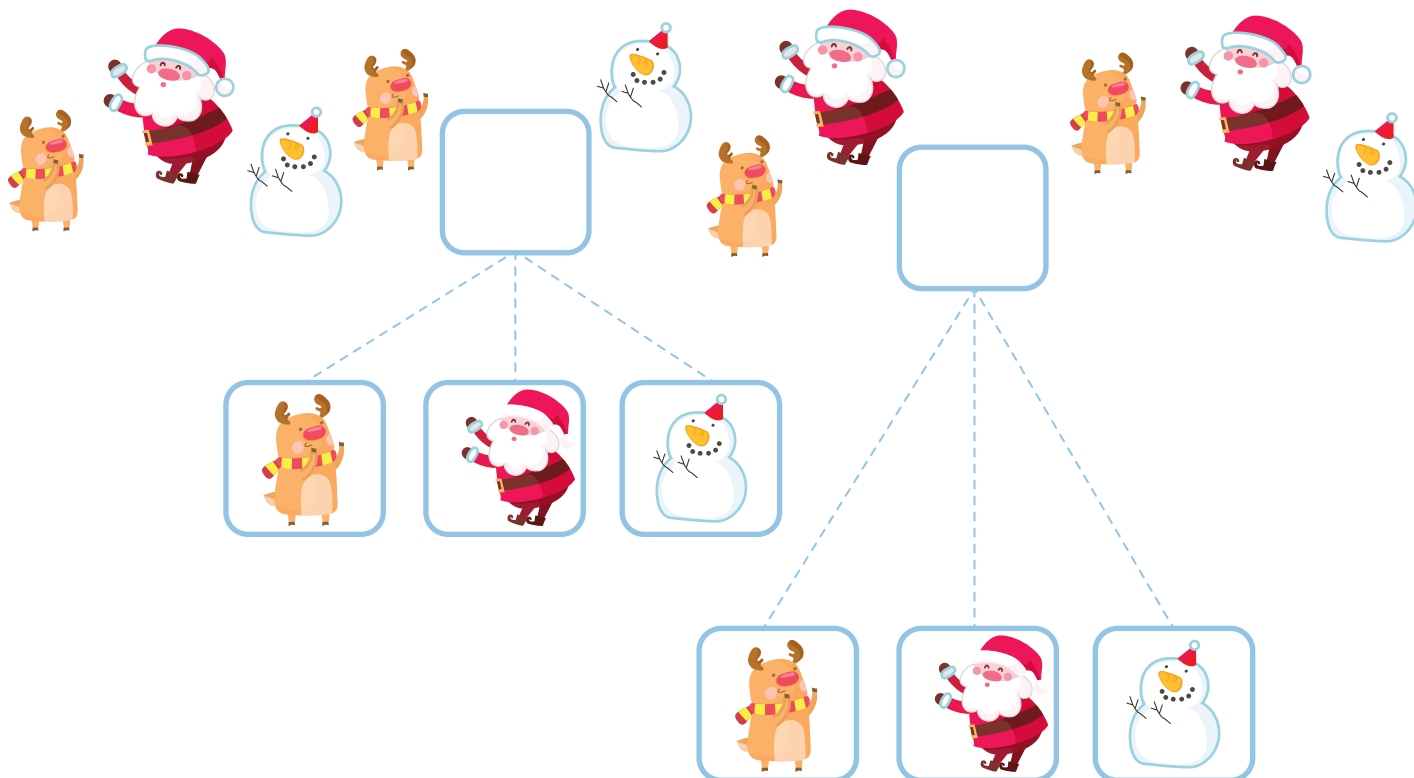
請連線至正確答案以完成排序。



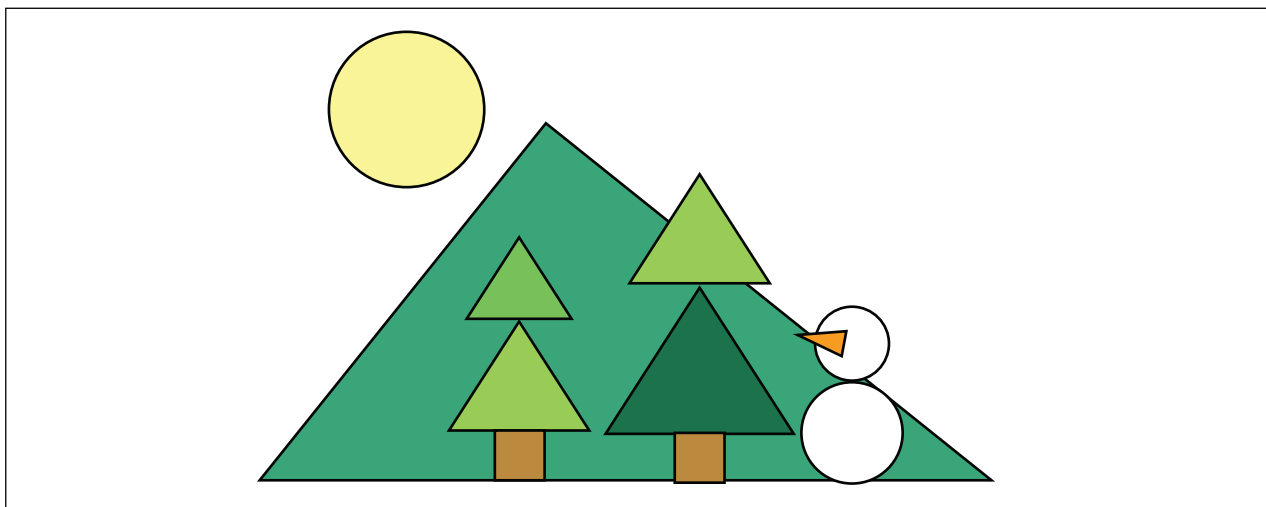
- 9 Circle the object that completes the pattern.
請圈出正確答案以完成排序。



- 10 Draw a line to the object that completes the pattern.
請連線至正確答案以完成排序。



- 11** Count the number of shapes and circle the correct answers below.
請數出下列各圖形的數量，並圈出正確答案。



Circle 圓形:

1

2

3

4

5

6



Triangle 三角形:

1

2

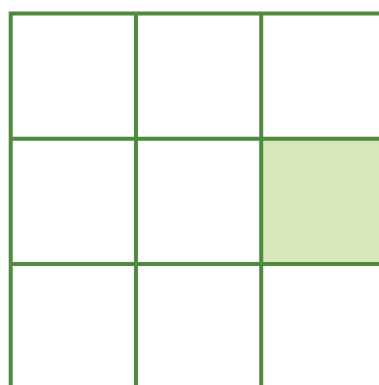
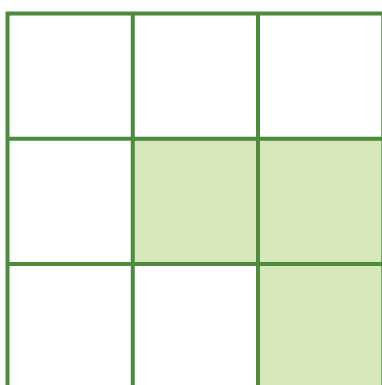
3

4

5

6

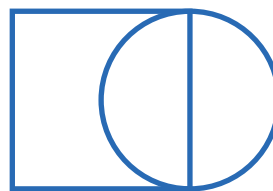
- 12** Complete the figure on the right to match the figure on the left.
請完成右圖，使右圖與左圖相同。



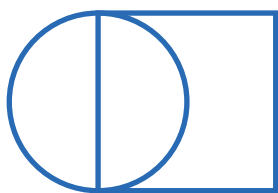
- 13** Draw lines to match the figures that are the same.
請連線將相同的圖形連起來。




•



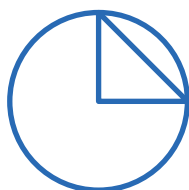
•



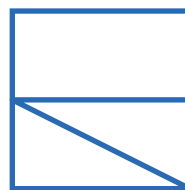
•



•

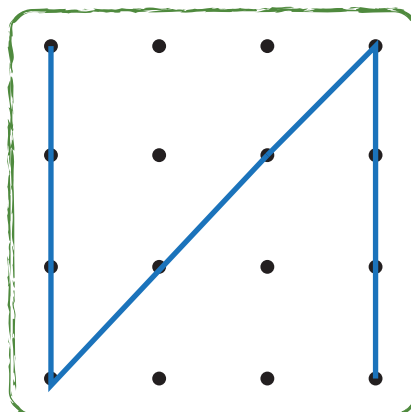
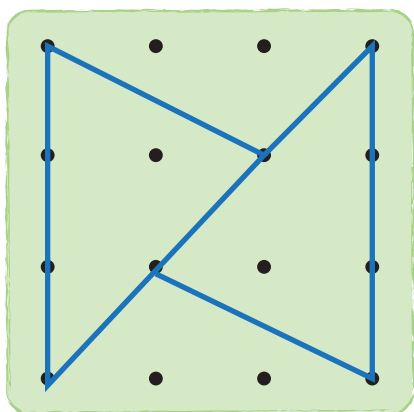


•




•

- 14** Complete the figure on the right to match the figure on the left.
請完成右圖，使右圖與左圖相同。



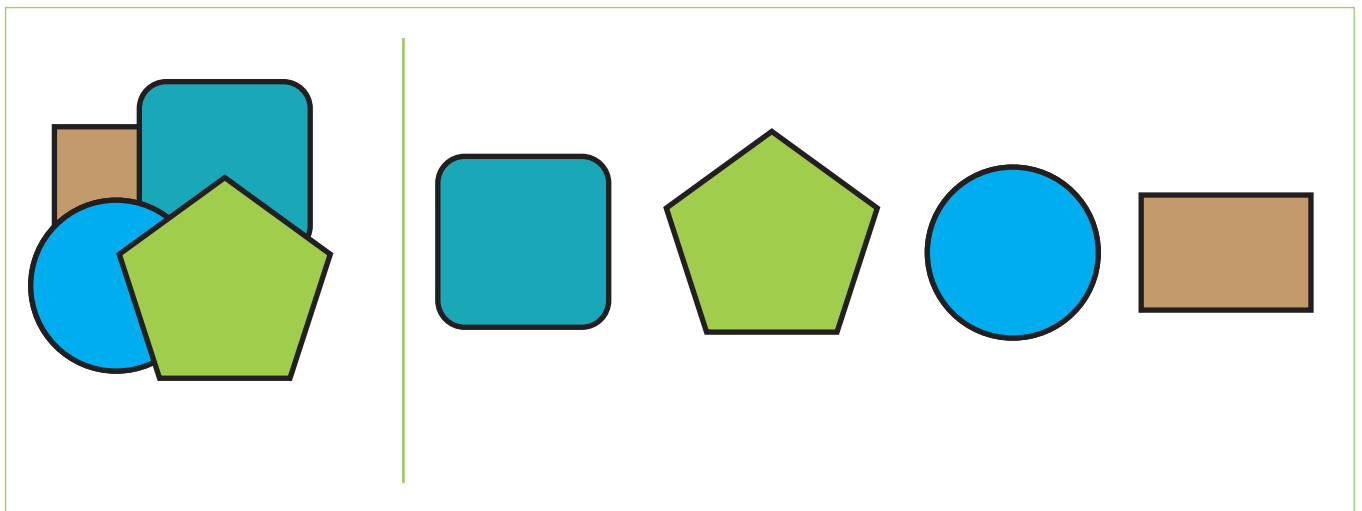
- 15** Find and circle all the images on the right that are on the left.
請在右邊圈出所有在左邊出現的圖形。



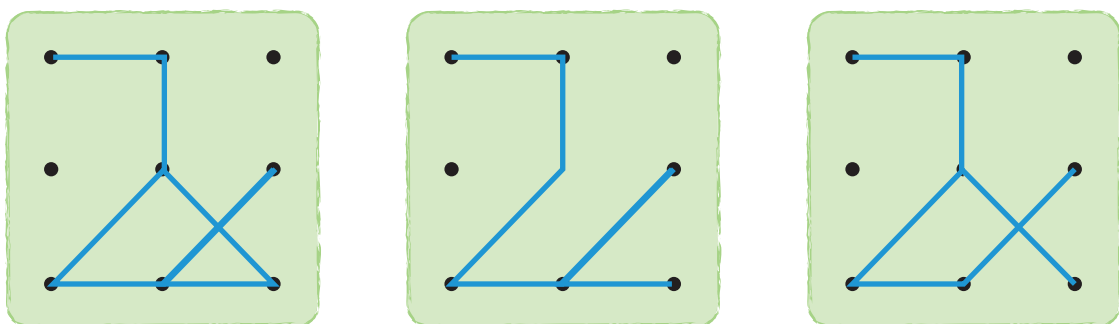
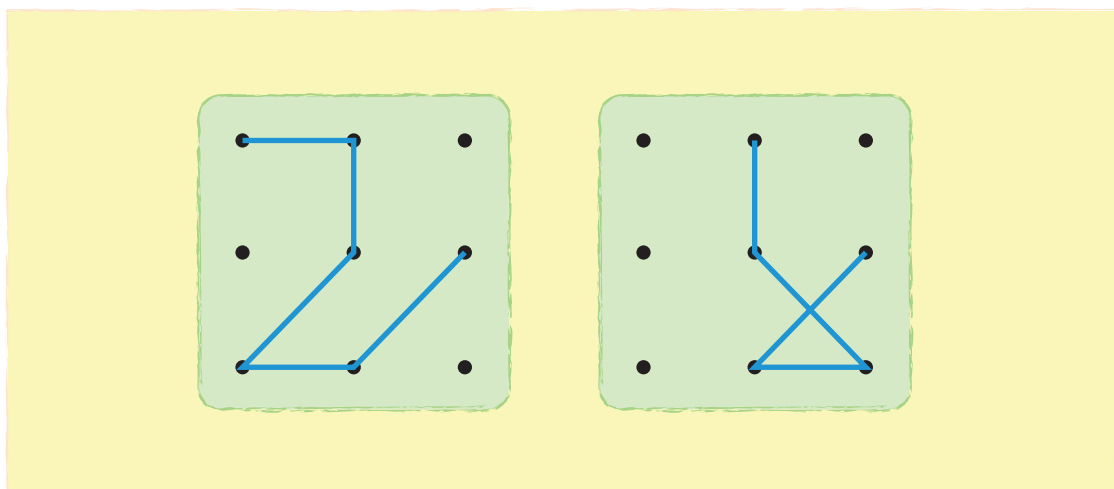
- 16** Draws lines to the shapes that make a Triangle ▲ .
請連線將可以組成三角形 ▲ 的圖案連起來。



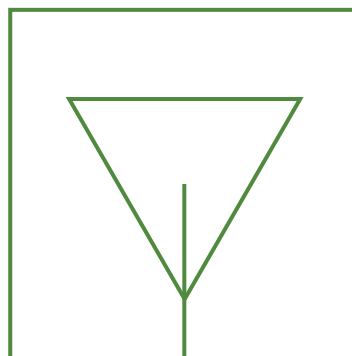
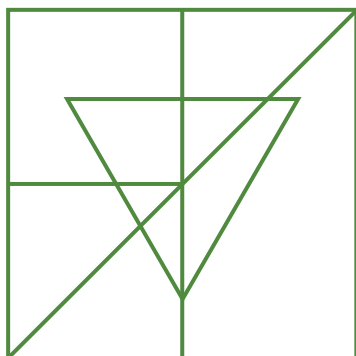
- 17** Look at the overlapped figures and circle the one that is at the bottom.
觀察以下重疊的圖形，並圈出最底的一個。




- 18** Combine the top two figures. Then circle the new figure below.
將上面的兩個圖案合併，並在下面圈出合併後的新圖案。



- 19** Draw the missing lines on the right to match the figure on the left.
請在右圖畫上缺少了的線，使右圖與左圖相同。



- 20** Circle all the shapes that are made when the dotted lines are cut.
請圈出沿虛線剪開後可得到的所有圖案。



- 21** Look at the overlapped figures and number them in order starting from the bottom. Circle the answers.

觀察以下重疊的圖形，然後把它們由底至面順序排列。請圈出答案。



1

2

3

4



1

2

3

4



1

2

3

4




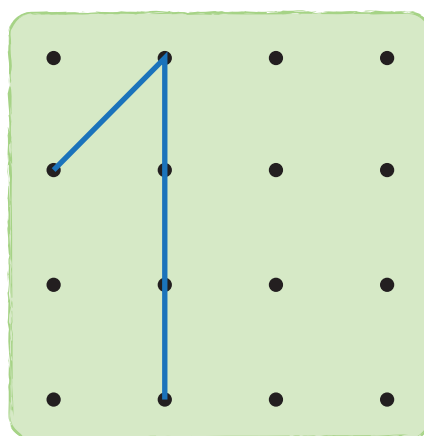
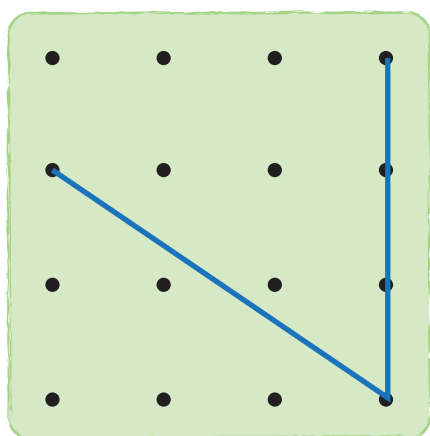
1

2

3

4

- 22** Combine the top two figures to make a new figure below.
將上面的兩個圖案合併，並在下面的位置畫出合併後的新圖案。




- 23** Look at the picture and circle the bigger one.
觀察圖片並圈出較大的一個。




- 24** Look at the picture and circle the thinner one.
觀察圖片並圈出較薄的一個。



- 25** Circle the object on the right that is shorter than the one on the left.
圈出右邊的一個是比左邊短的。




- 26** Look at the picture and circle the correct word in each sentence below.
觀眾圖片並從句子中圈出正確的答案。




The elephant is (smaller / bigger) than the bear.

大象比熊 (大 / 小) 。




27 Draw lines to match the related pictures.
請將有關聯的圖片連線。



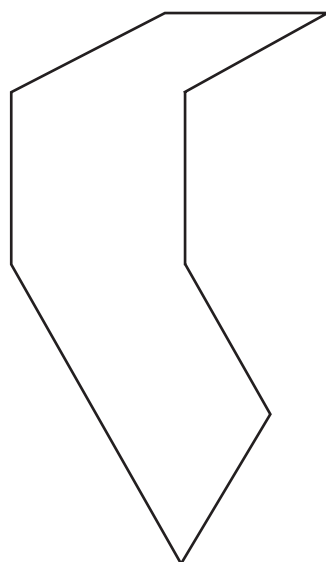
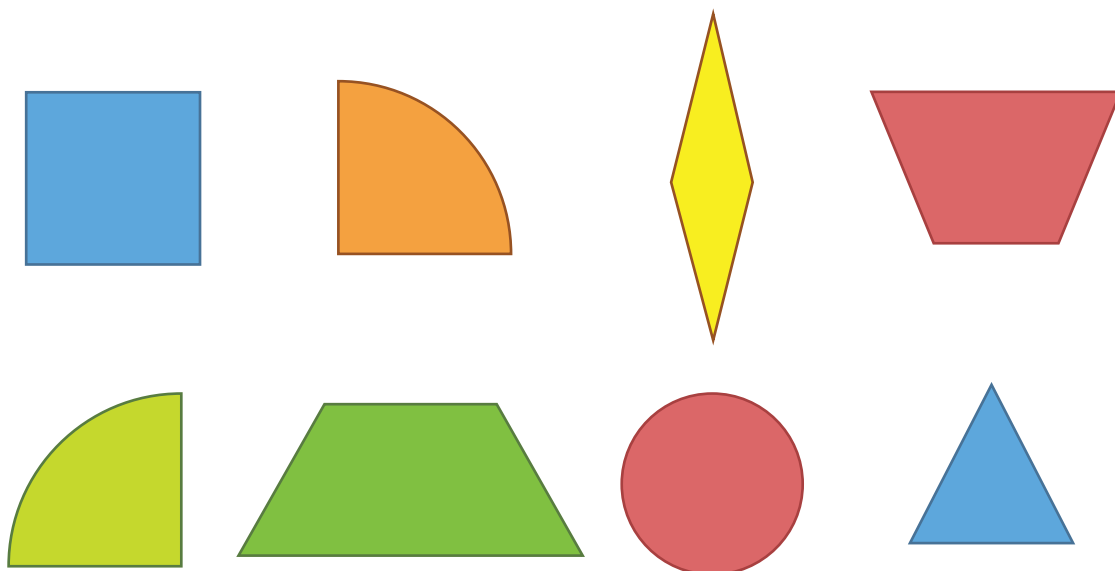
28 Draw lines to match the related pictures.
請將有關聯的圖片連線。



29 Circle the pair that is not related.
請圈出沒有關聯的一組。



- 30** Circle all correct shapes above to make the figure below.
請圈出上面所有正確的形狀以組成下面的圖案。



- The End -

- Check your answers carefully
- Remain seated and keep quiet

- 全卷完 -

- 請仔細檢查答案
- 請保持安靜

I am the key.