

# Eye Level Critical Thinking Math Challenge

數學邏輯思考大挑戰

**SAMPLE PAPER**



**K3**  
Section



Candidate number 考生編號

---

Name 姓名

---

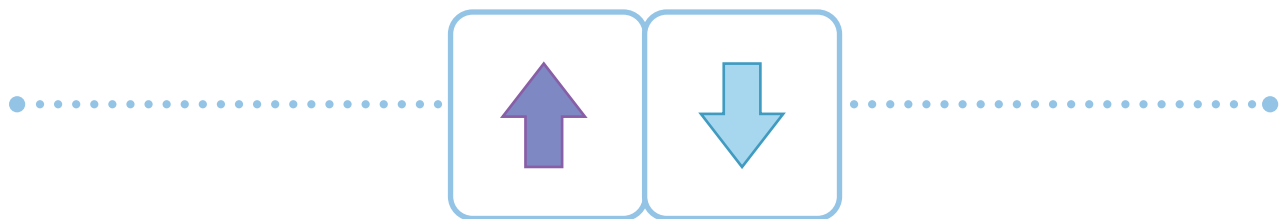
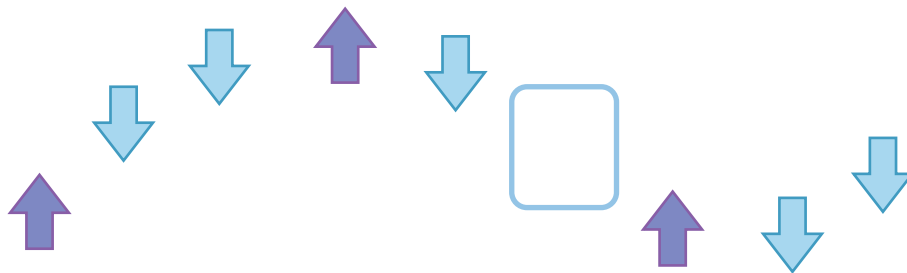
Seat number 座位編號

---



## Instructions 簡介:

- ✓ 30 interesting questions in 30 minutes
  - ✓ We will read the questions for you  
(In both Cantonese and English)
  - ✓ Pencils, erasers, admission ticket
  - ✓ Stay in your seat
  - ✓ If you need help, raise your hand
  - ✓ Enjoy 😊
- 
- ✗ Foods or drinks
  - ✗ Mobile phones, calculators
  - ✗ Look at others' papers
  - ✗ Disturb others

- 1** Circle the object that completes the pattern.  
請圈出正確答案以完成排序。

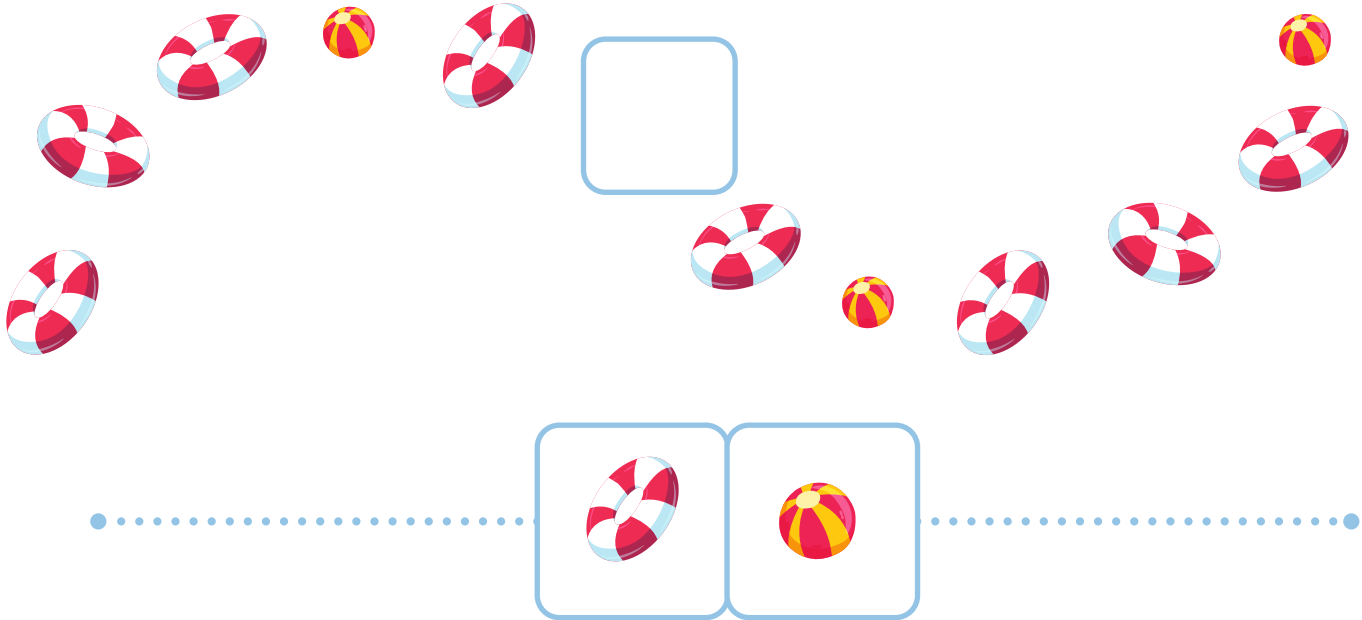


- 2** Circle the object that completes the pattern.  
請圈出正確答案以完成排序。



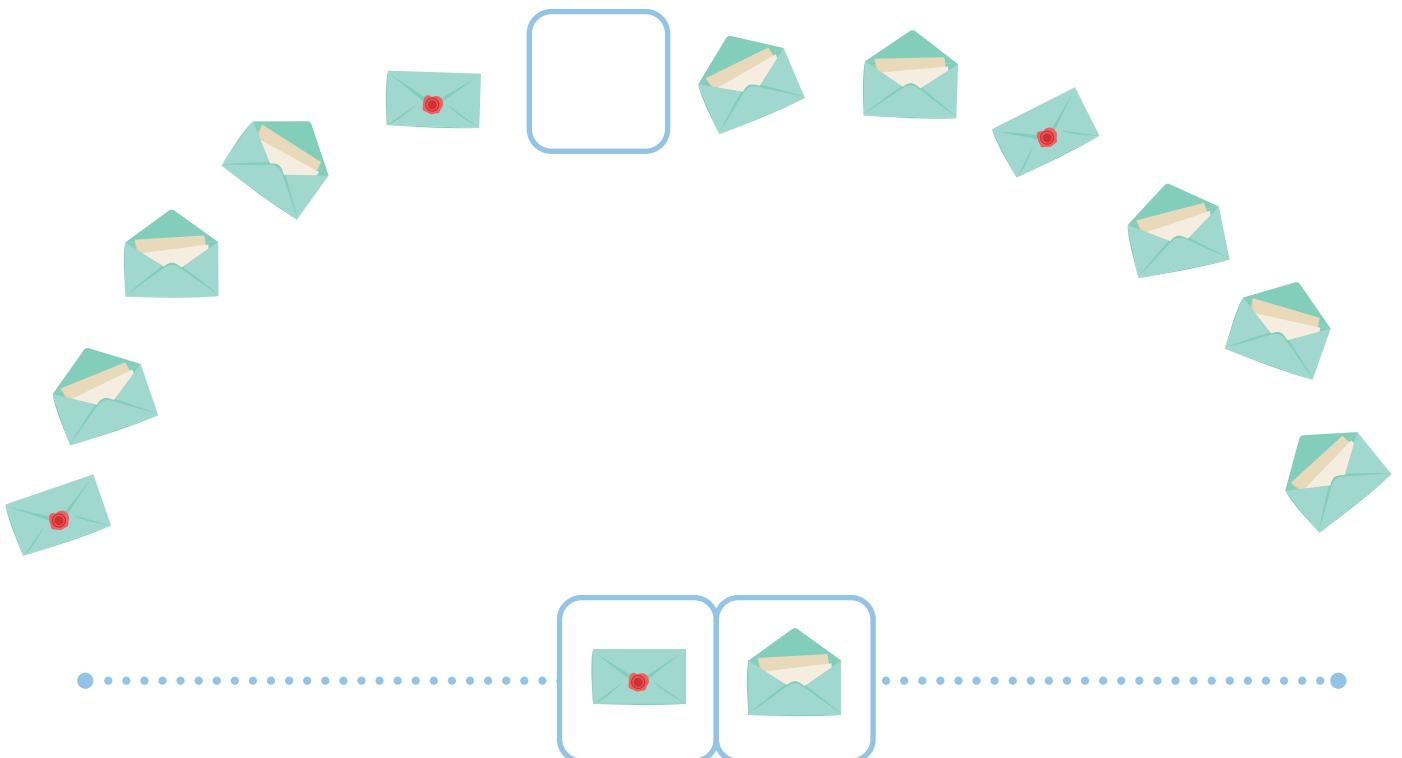
**3** Circle the object that completes the pattern.

請圈出正確答案以完成排序。




**4** Circle the object that completes the pattern.

請圈出正確答案以完成排序。



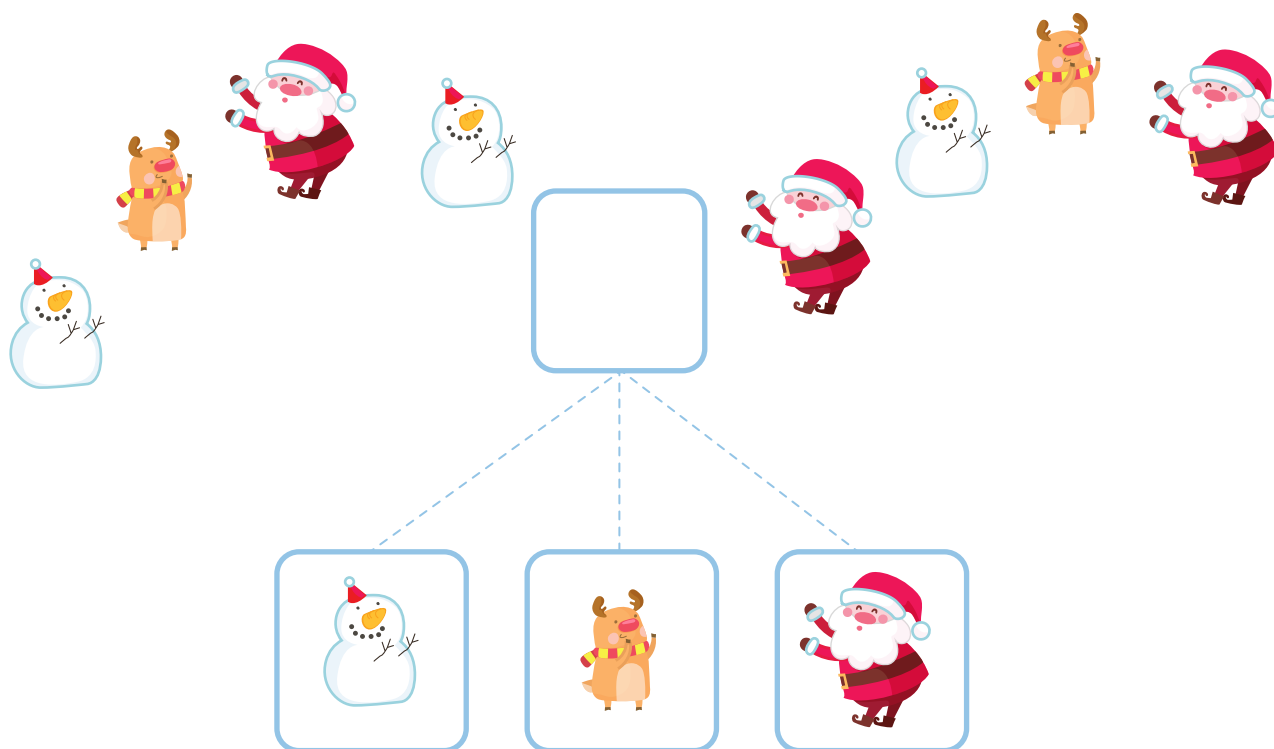
**5** Draw a line to the object that completes the pattern.

請連線至正確答案以完成排序。



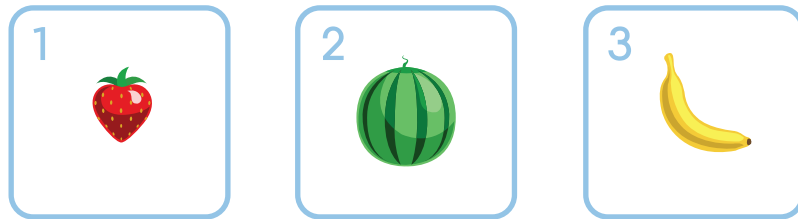

**6** Draw a line to the object that completes the pattern.

請連線至正確答案以完成排序。



7 Write the number that completes the pattern.

請寫出正確答案以完成排序。



8 Starting at (2), count by 2's and circle the number.


從數字(2)開始, 以2為單位並圈出數字。

2	3	4
5	6	7
8	9	10

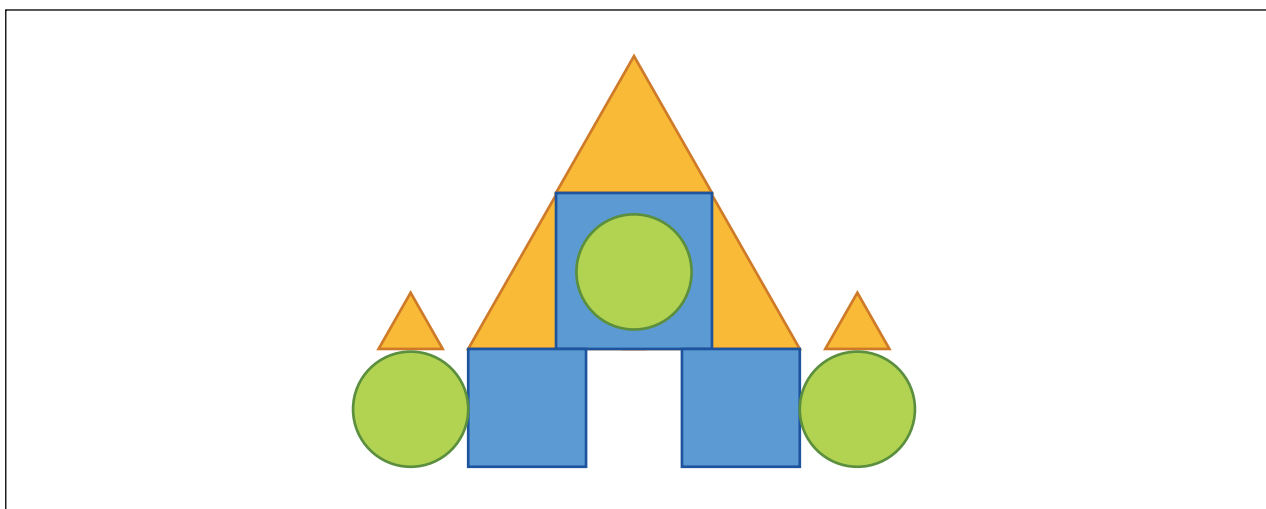
- 9** Find and circle the one that does not follow the pattern.  
請找出並圈出圖中不依規律的物件。



- 10** Find and circle the one that does not follow the pattern.  
請找出並圈出圖中不依規律的物件。



- 11 Count the number of shapes and circle the correct answers below.  
請數出下列各圖形的數量，並圈出正確答案。



Circle 圓形:

1

2

3

4

5

6



Triangle 三角形:

1

2

3

4

5

6



Square 正方形:

1

2

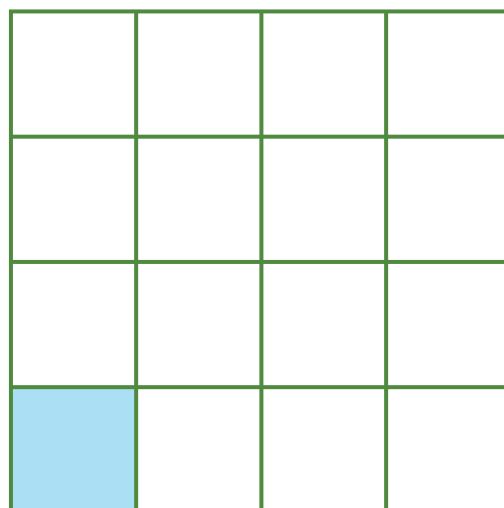
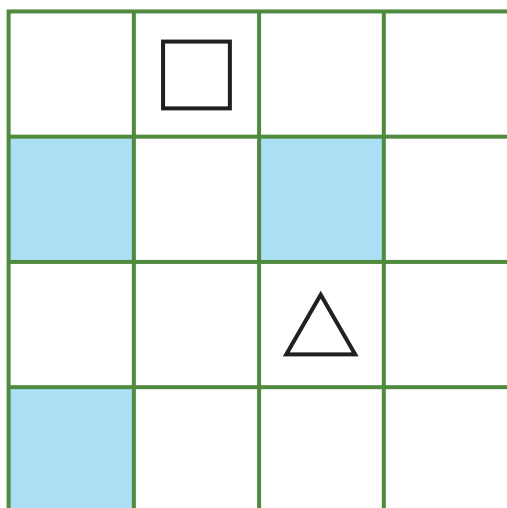
3

4

5

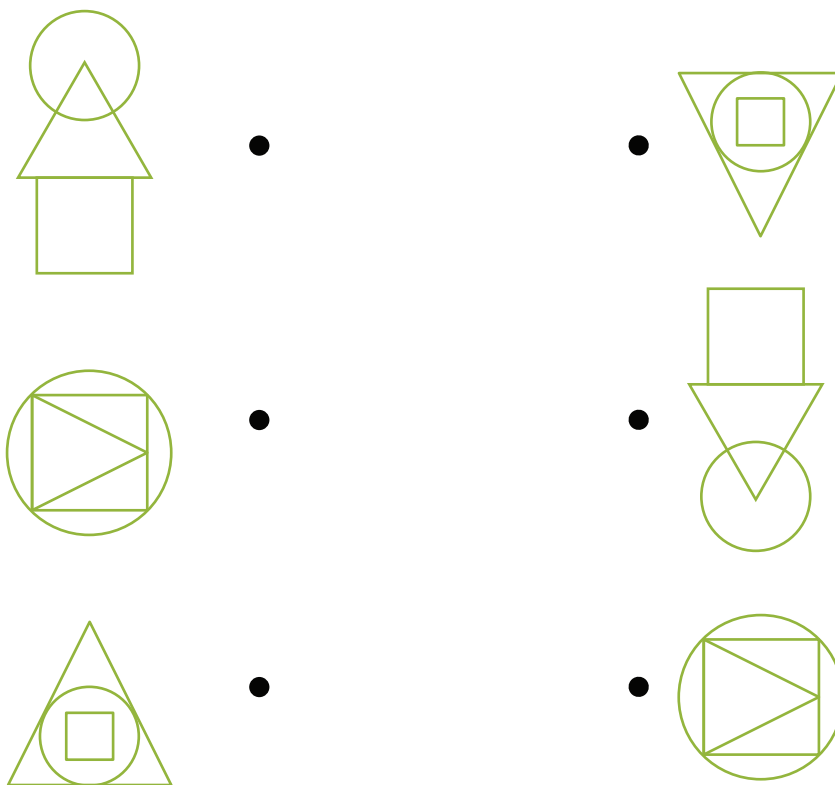
6

- 12 Complete the figure on the right to match the figure on the left.  
請完成右圖，使右圖與左圖相同。





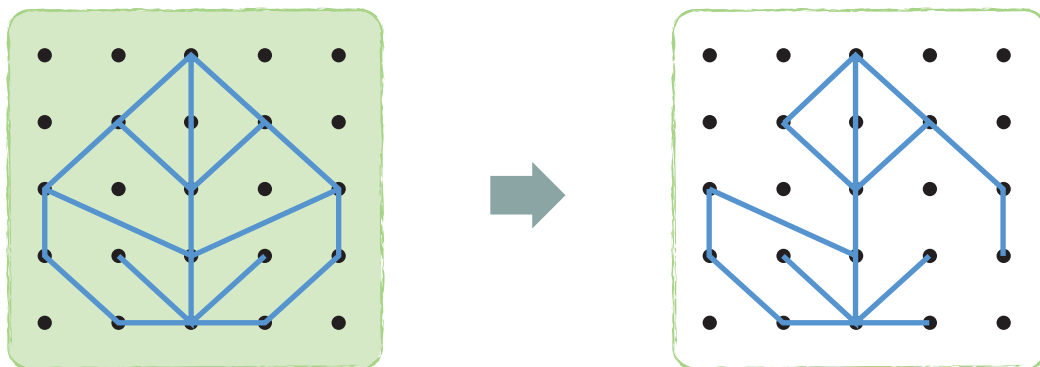
- 13** Draw lines to match the figures that are the same.  
請連線將相同的圖形連起來。



- 14** Find and circle all the images on the right that are on the left.  
請在右邊圈出所有在左邊出現的圖形。



- 15** Complete the figure on the right to match the figure on the left.  
請完成右圖，使右圖與左圖相同。




- 16** Draw lines to the shapes that make a triangle .  
請將構成三角形 的圖形連起來。



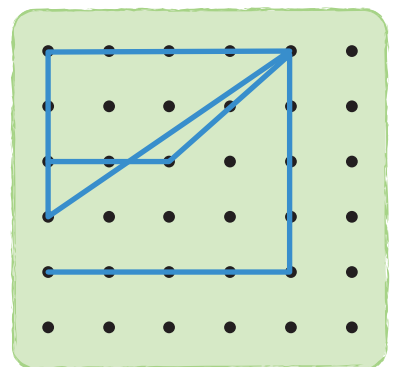
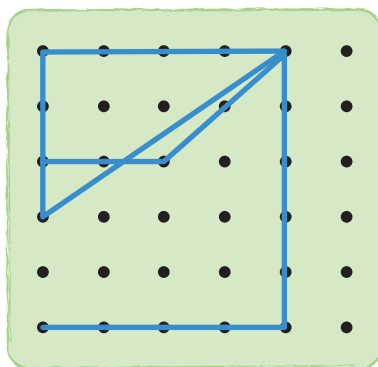
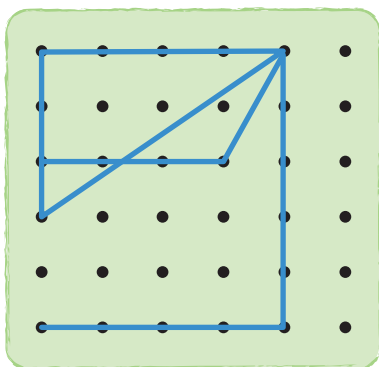
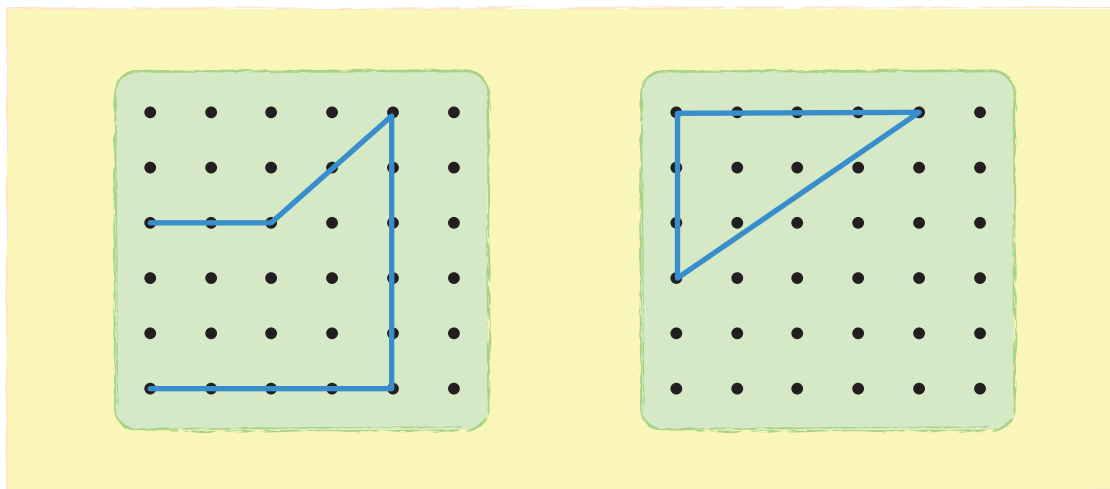
- 17 Look at the overlapped figures and circle the one that is at the bottom.

觀察以下重疊的圖形，並圈出最底的一個。




- 18 Combine the top two figures. Then circle the new figure below.

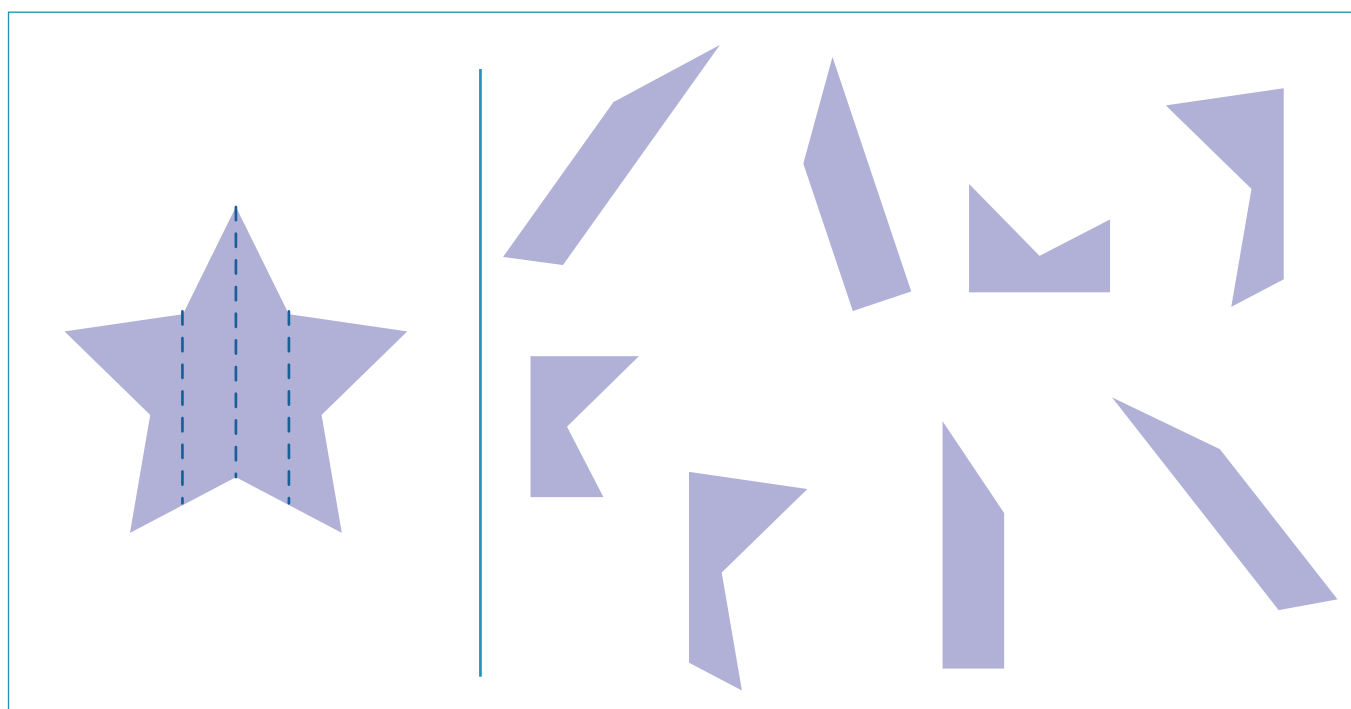
將上面的兩個圖案合併，並在下面圈出合併後的新圖案。



- 19** Draw the missing lines on the right to match the figure on the left.  
請在右圖畫上缺少了的線，使右圖與左圖相同。



- 20** Circle all the shapes that are made when the dotted lines are cut.  
請圈出沿虛線剪開後可得到的所有圖案。



- 21 Look at the overlapped figures and number them in order starting from the bottom.  
觀察以下重疊的圖形，然後把它們由底至面順序排列。



(    )



(    )



(    )

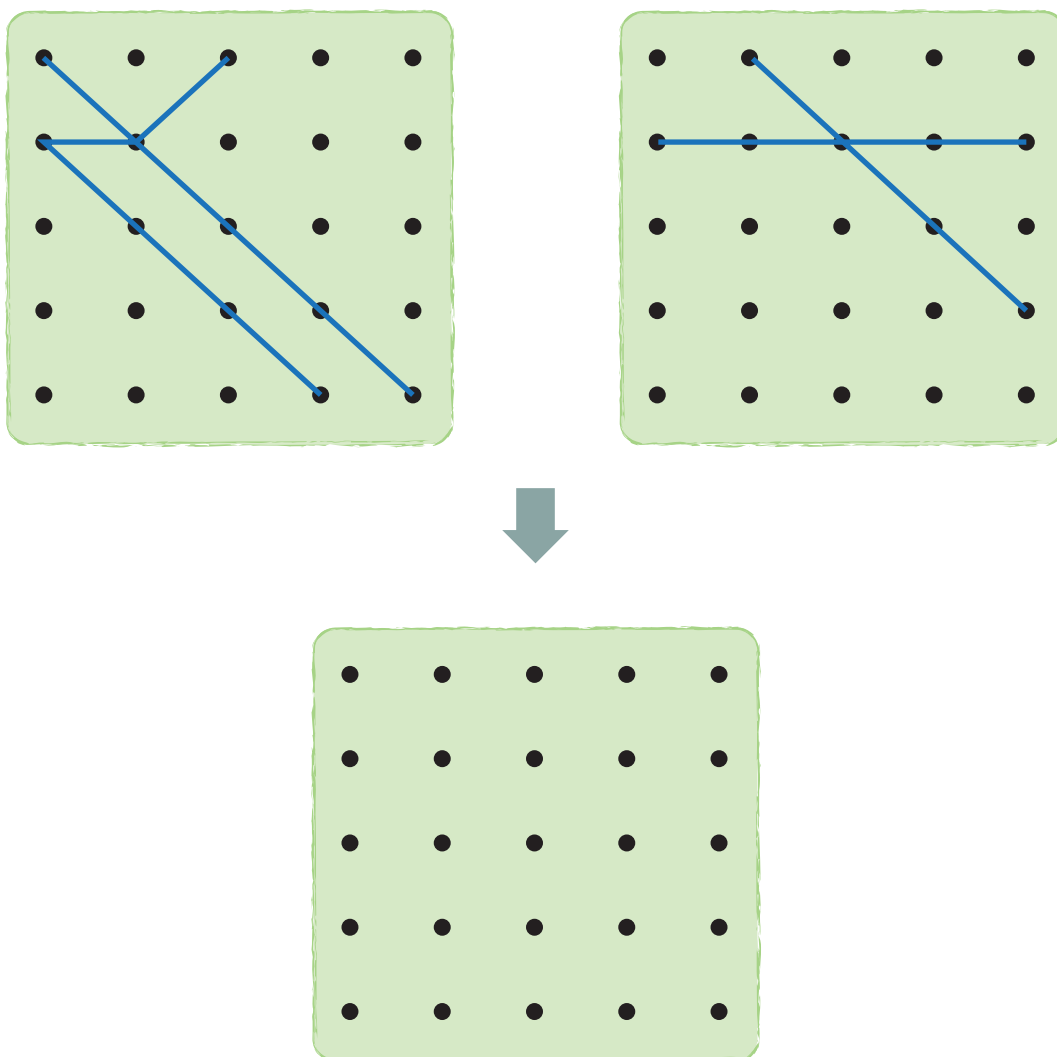


(    )

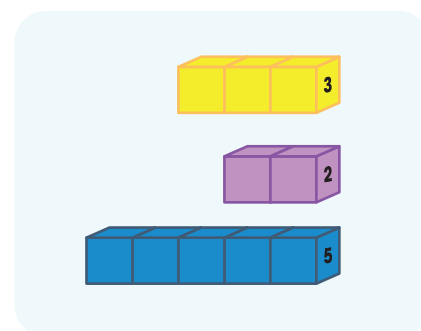
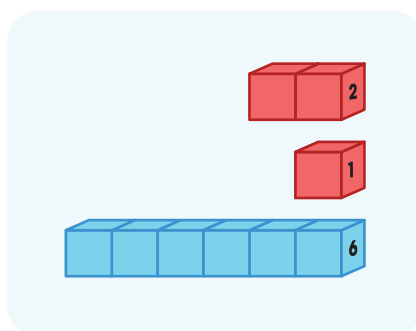
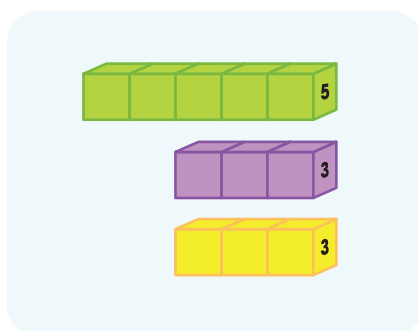


(    )


- 22** Combine the top two figures to make a new figure below.  
將上面的兩個圖案合併，並在下面的位置畫出合併後的新圖案。




- 23** Circle the one that has the most amount.  
請圈出數量最多的一組。




- 24** Look at the pictures and number them in order starting from the most.  
觀察以下圖片，然後把它們由最多開始順序排列。



(      )

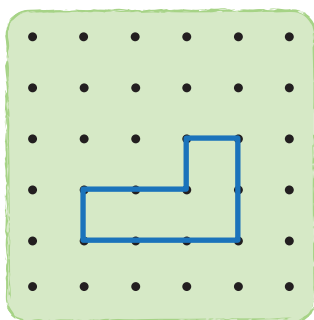


(      )

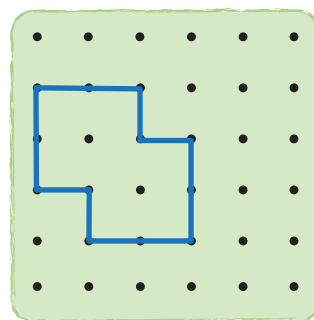


(      )

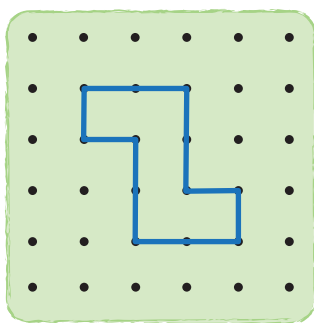
- 25** Draw lines to match the related pictures.  
請將有關聯的圖片連線。



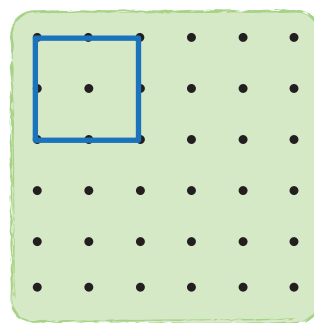
•



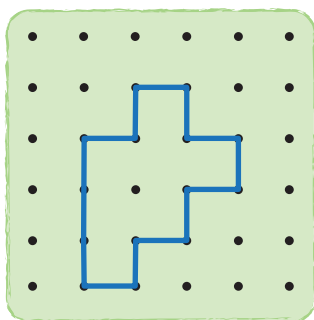
•



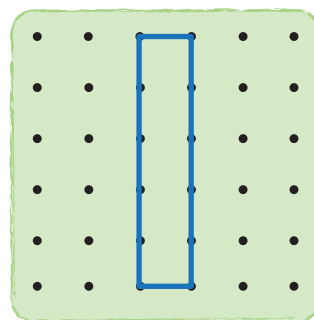
•



•



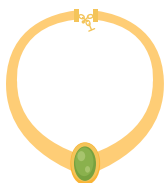


•




•

**26** Draw lines to match the related pictures.  
請將有關聯既圖片連線。








- 27** Circle the one that can fly.  
請圈出會飛的一個。







- 28** Circle the one that cannot swim.  
請圈出不會游泳的一個。

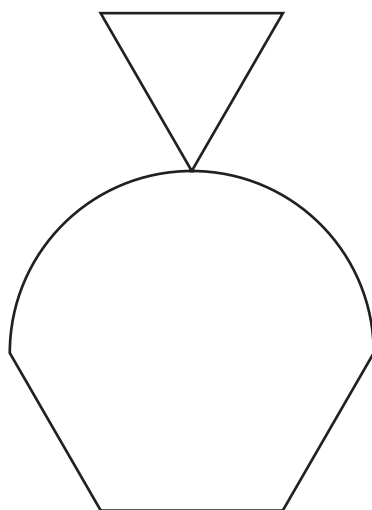
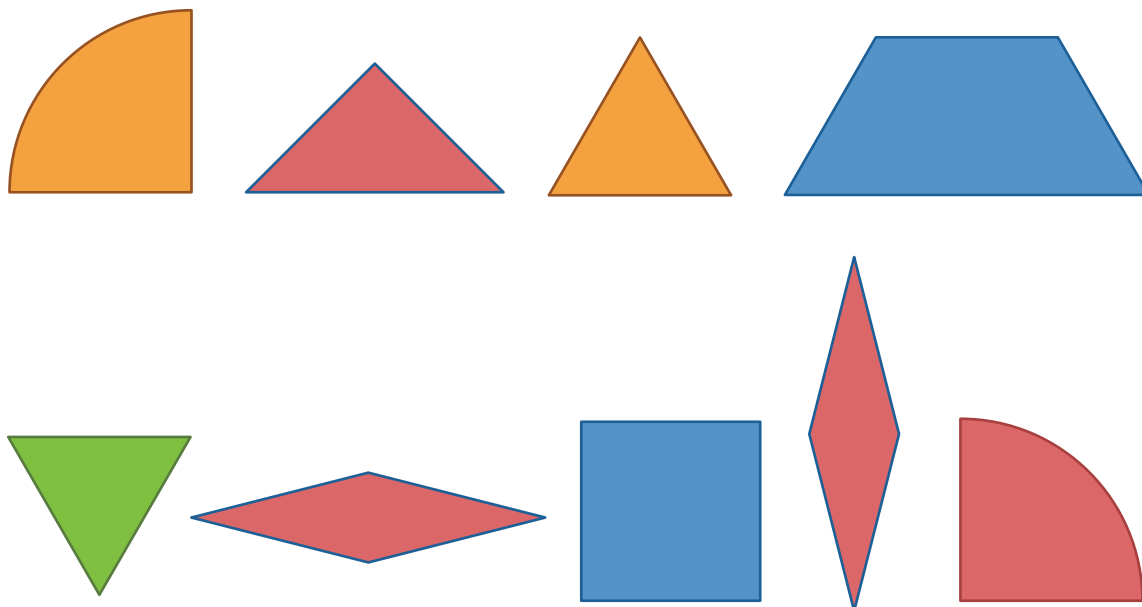


- 29 Look at the relationship between the pair and circle the one that belongs in the blank space.

觀察下圖組合的關係，並圈出屬於空白位置裡的圖片。



- 30** Circle all correct shapes above to make the figure below.  
請圈出上面所有正確的形狀以組成下面的圖案。



- The End -

- Check your answers carefully
- Remain seated and keep quiet

-全卷完 -

- 請仔細檢查答案
- 請保持安靜

I am the key.