

# Eye Level Critical Thinking Math Challenge

數學邏輯思考大挑戰

**SAMPLE PAPER**



**P1**  
**Section**



Candidate number 考生編號

\_\_\_\_\_

Name 姓名

\_\_\_\_\_

Seat number 座位編號

\_\_\_\_\_

## Instructions:

- ✓ 30 interesting questions in 30 minutes
  - ✓ We will read the questions for you  
(In both Cantonese and English)
  - ✓ Pencils, erasers, admission ticket
  - ✓ Stay in your seat
  - ✓ If you need help, raise your hand
  - ✓ Enjoy 😊
- 
- ✗ Foods or drinks
  - ✗ Mobile phones, calculators
  - ✗ Look at others' papers
  - ✗ Disturb others

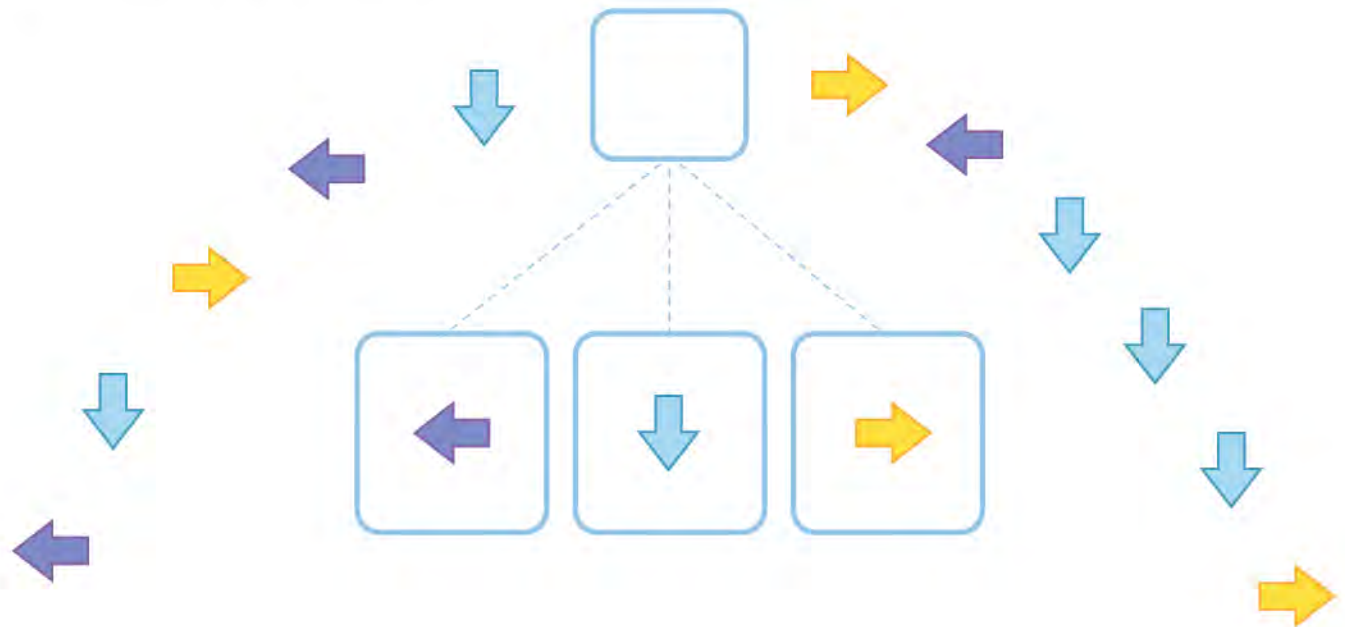
- 1 Circle the object that completes the pattern.  
請圈出正確答案以完成排序。



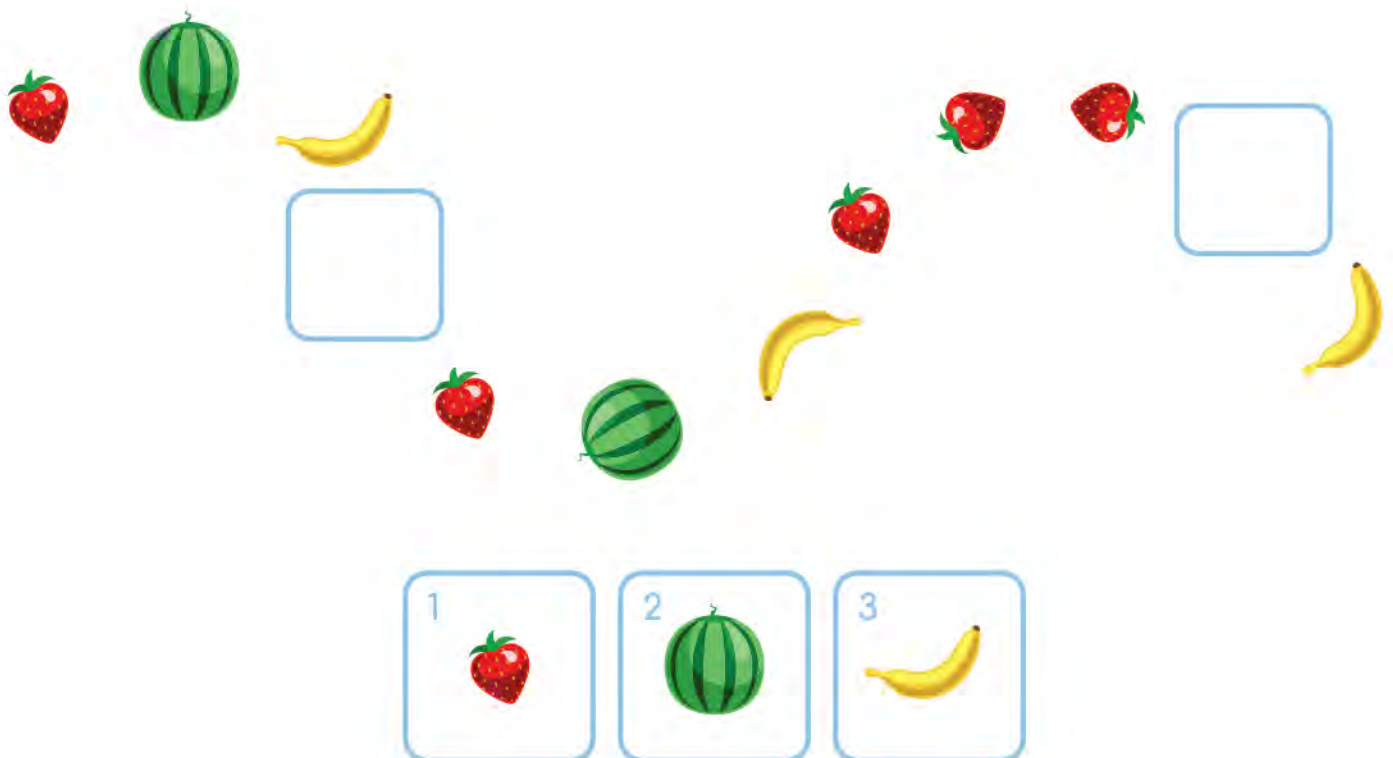
- 2 Circle the object that completes the pattern.  
請圈出正確答案以完成排序。



- 請連線至正確答案以完成排序。



- 請寫出正確答案以完成排序。



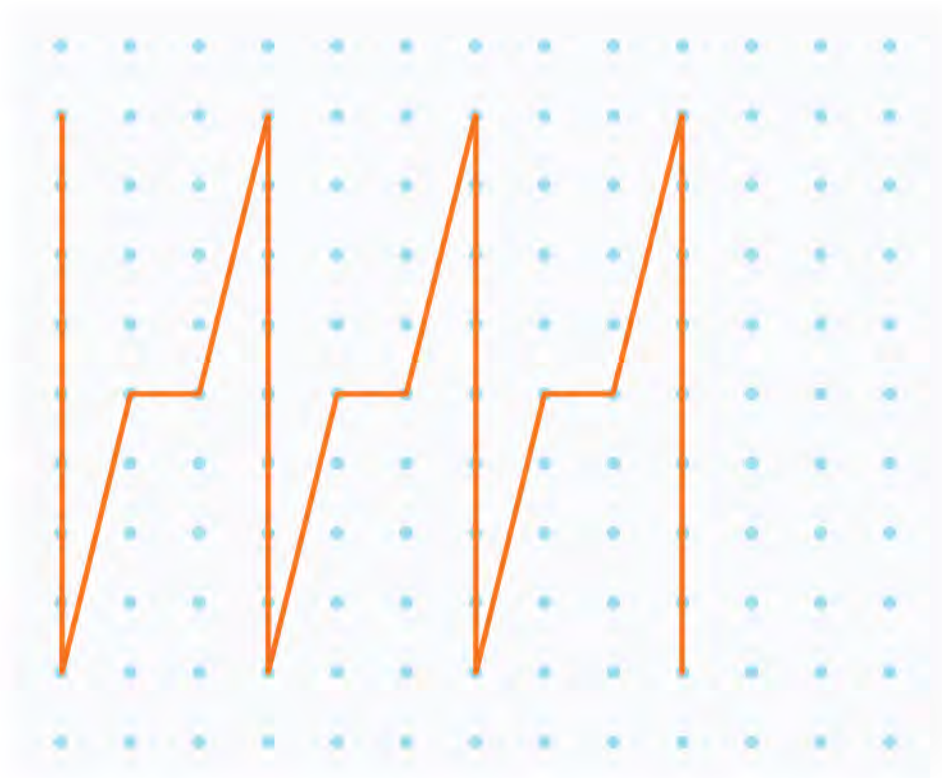
Find and circle the one that does not follow the pattern.

請找出並圈出圖中不依規律的物件。



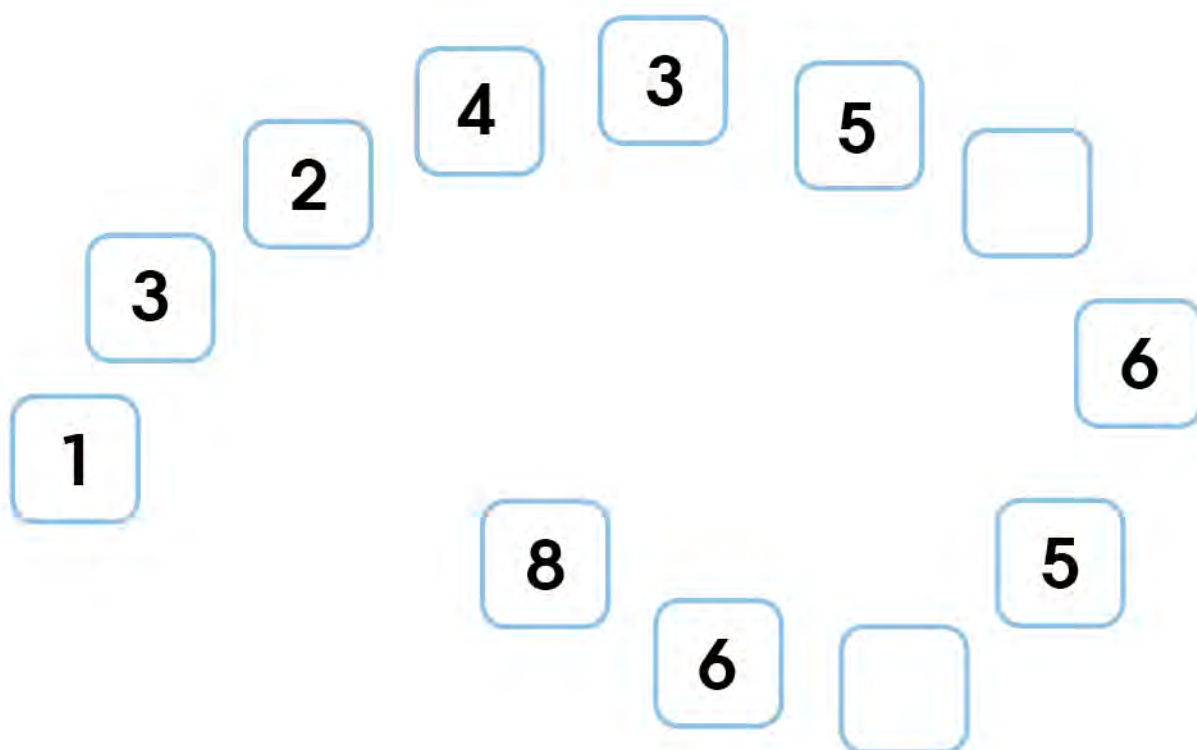
Draw lines to complete the pattern.

請畫線以完成排序。

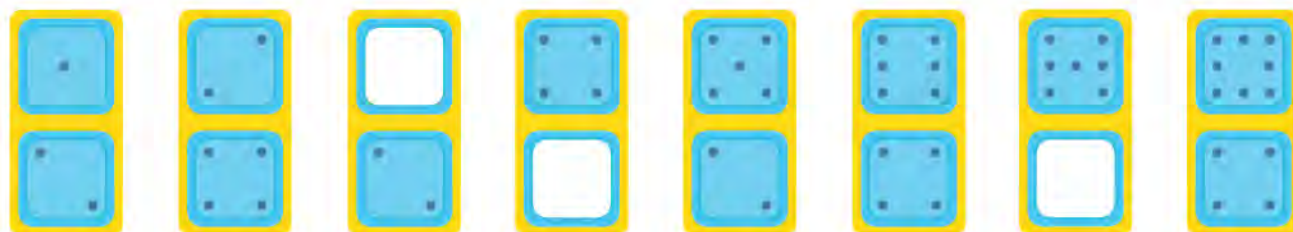




- 7 Write numbers to complete the pattern.  
請寫出正確數字以完成排序。



- 8 Draw the correct number of dots to complete the pattern.  
在適當的地方畫上圓點以完成排序。

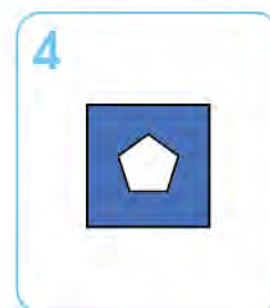
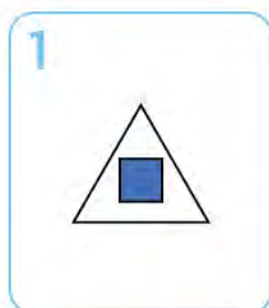


- 9 Find the value of A and B, then find the sum of the two numbers.  
找出 A 及 B 的數值，並找出兩個數值的和。

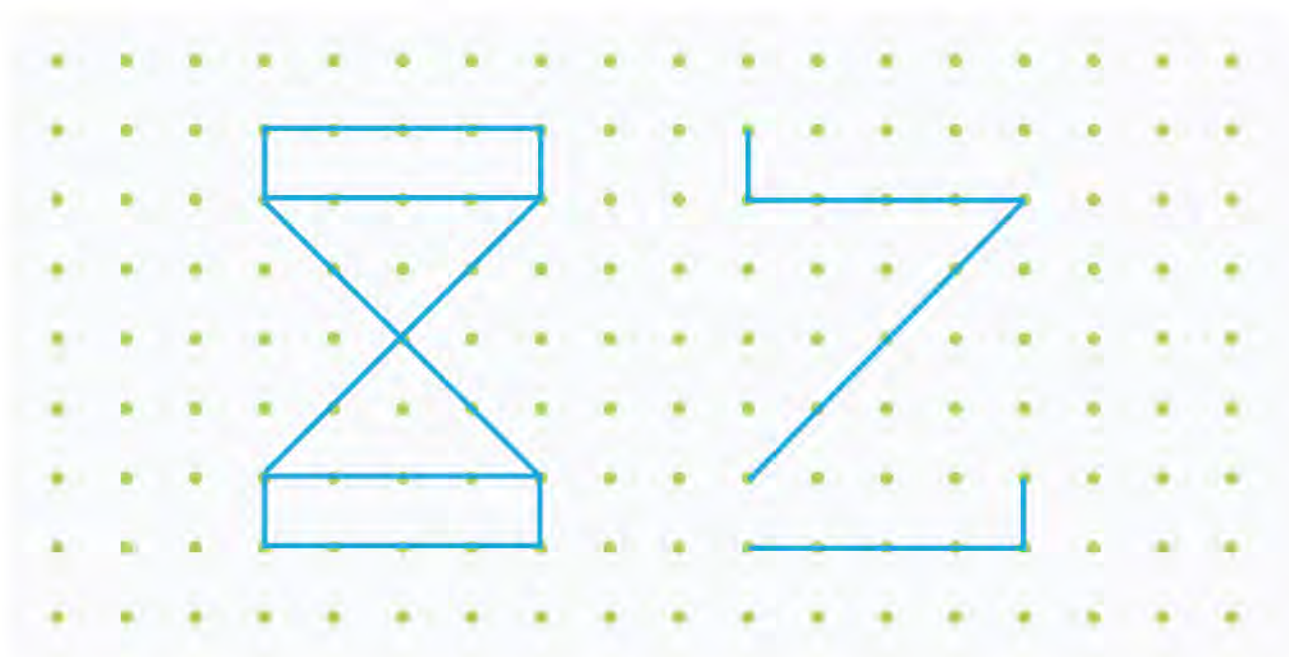


$$A + B = \underline{\hspace{2cm}}$$

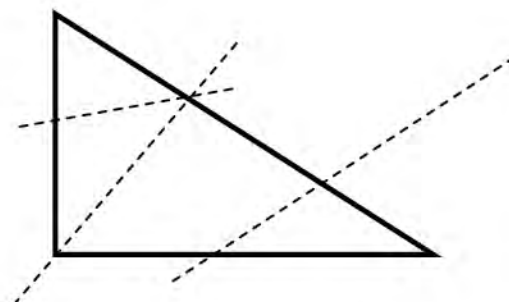
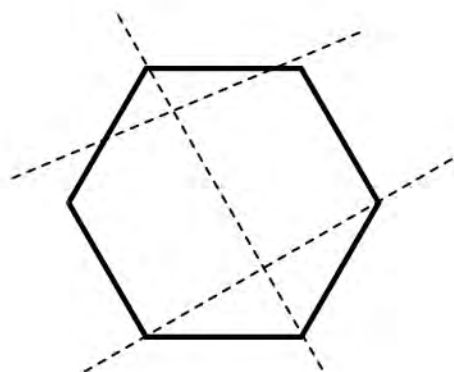
- 10 Write the number that completes the pattern.  
請寫出正確答案以完成排序。



- 11** Draw the missing lines on the right to make the figure match the one on the left.  
請在右圖畫上線段，使右圖與左圖相同。

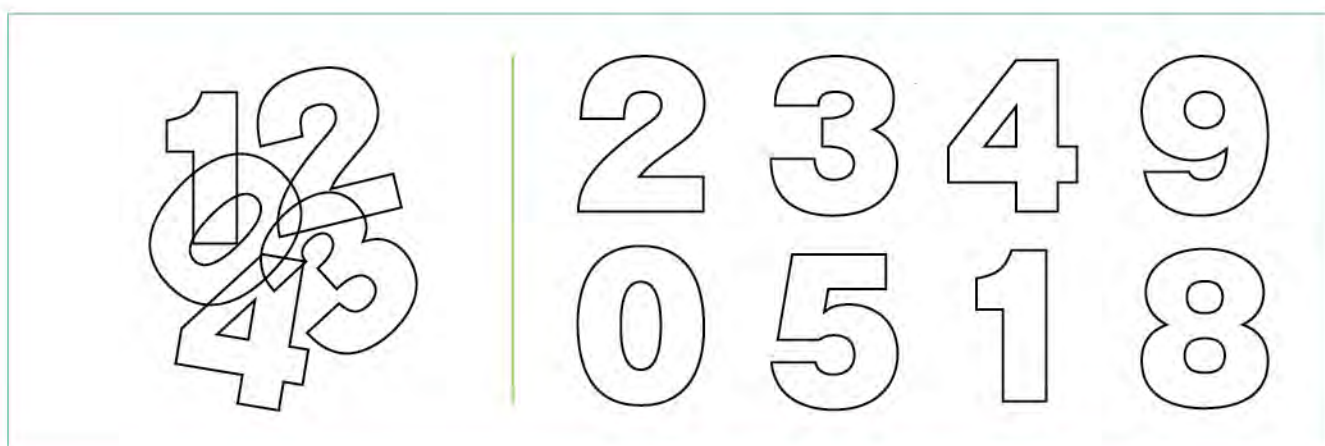


- 12** Circle the figure that will make more triangles when the dotted lines are cut.  
請圈出沿虛線剪開後可得到較多三角形的圖案。

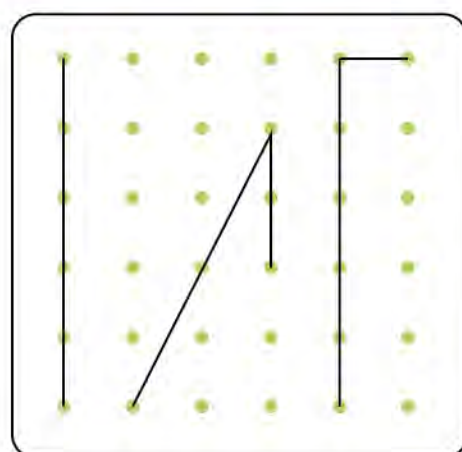
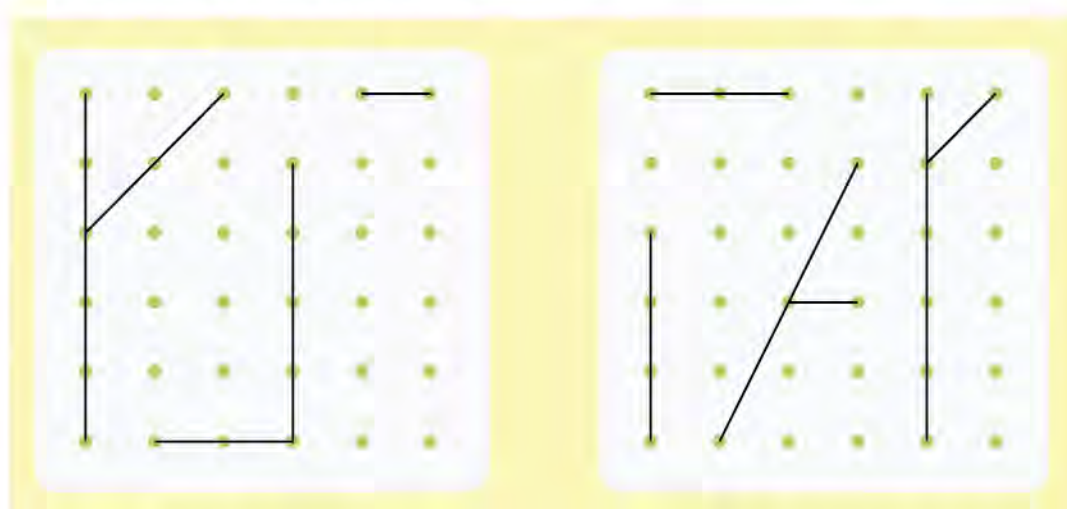




- 13** Find and circle all the images on the right that are on the left.  
請在右邊圈出所有在左邊出現的圖形。

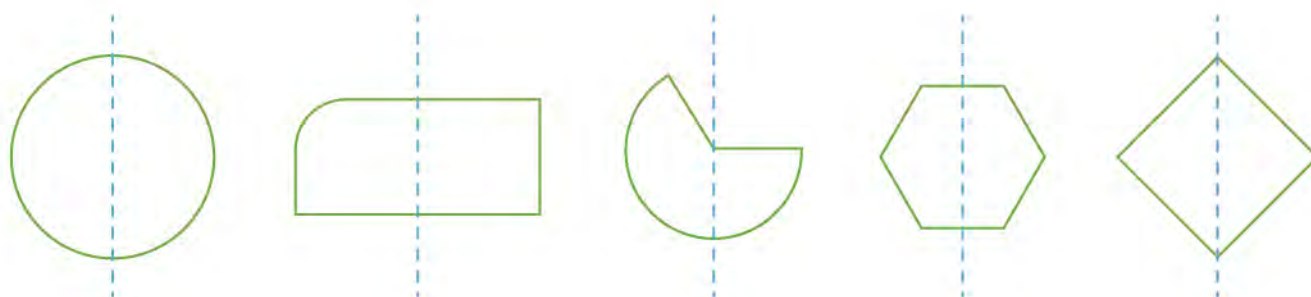


- 14** Combine the top two figures to make a new figure below.  
將上面的兩個圖案合併，並在下面的位置畫出來。



- 15** Circle all the figures that will not produce two parts that are the same when cut along the dotted line.

請圈出沿虛線剪開後兩部份圖案不是一樣的圖形。

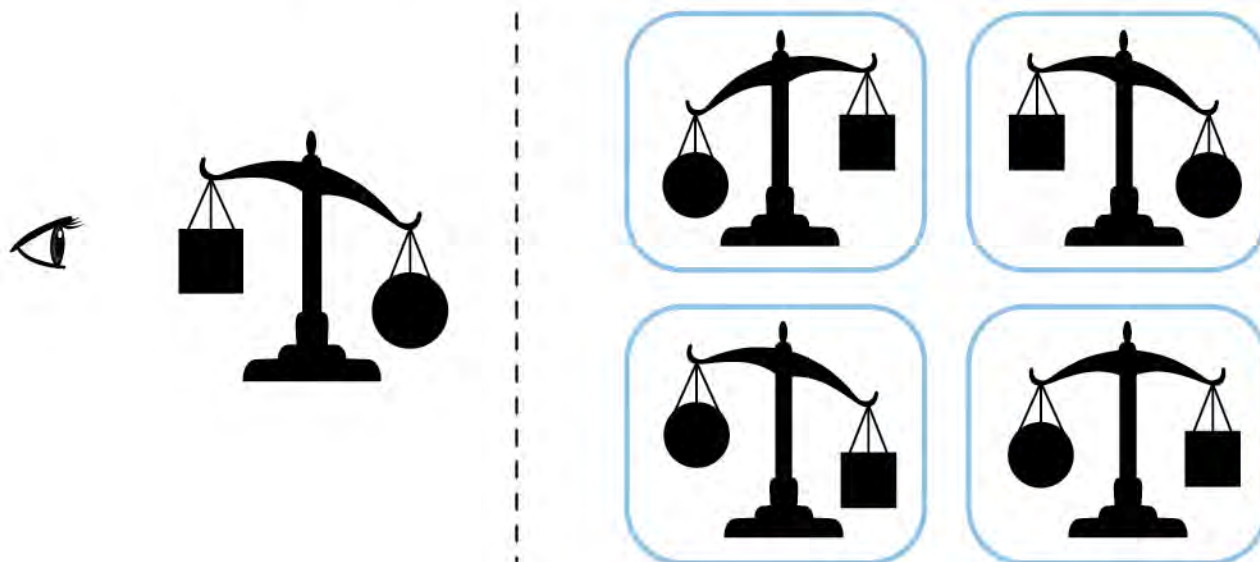


- 16** Look at the overlapped figures and number them in order starting from the top.

觀察以下重疊的圖案，然後把它們從面至底寫出排列次序。

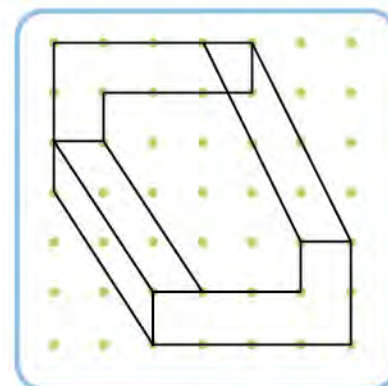
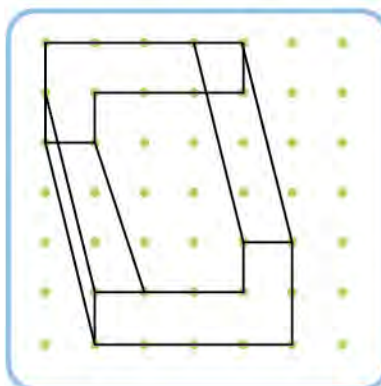
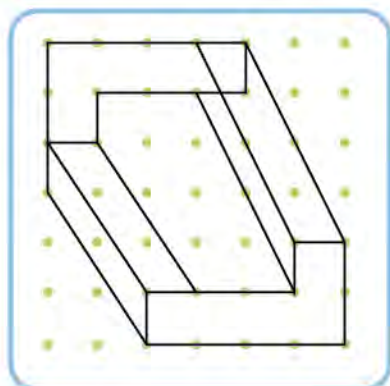
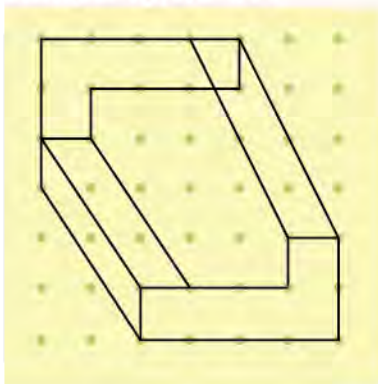


- 17** Circle the image you would see if a mirror were placed on the dotted line.  
請圈出在虛線放置鏡子後看到的圖像。

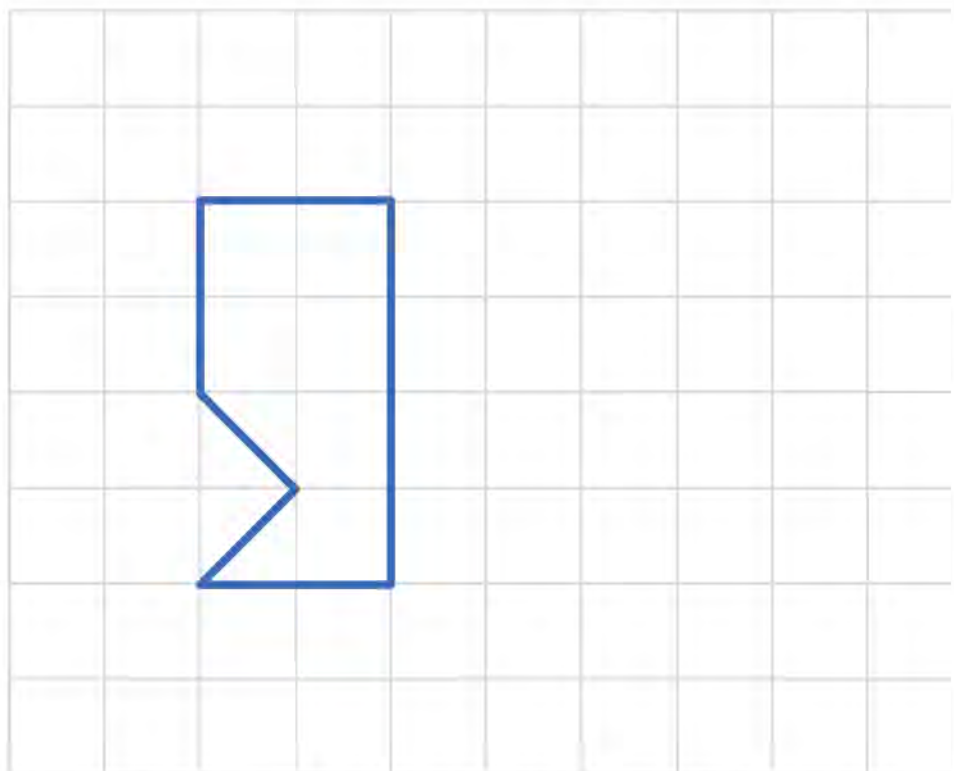


- 18** Circle the figure on the bottom that is the same as the sample figure.  
請圈出在虛線放置鏡子後看到的圖像。

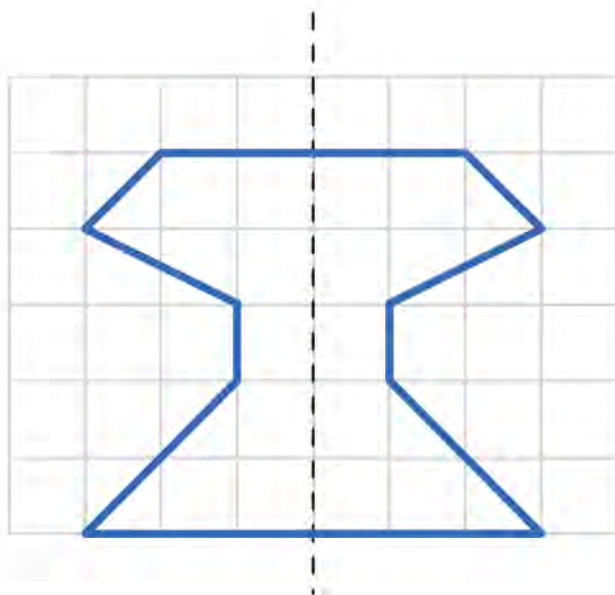
Sample figure 例子



- 19** Draw a copy of the figure 3 spaces to the right of the given figure.  
根據附圖，在右方3格的位置畫出一個相同的形狀。



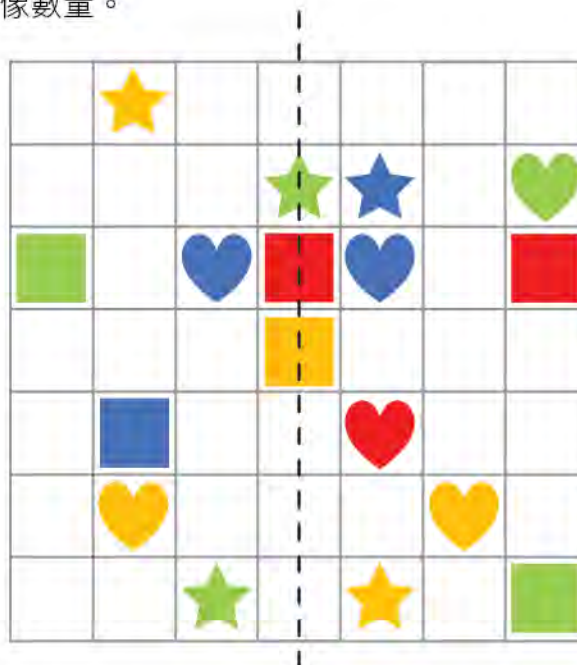
- 20** Draw the figure on the left when the paper on the right is folded in half.  
請在右面畫出左圖折疊後的圖案。





- 21 Write the total number of shapes you would see if a mirror were placed on the dotted line.

請寫下在虛線放置鏡子後看到的圖像數量。

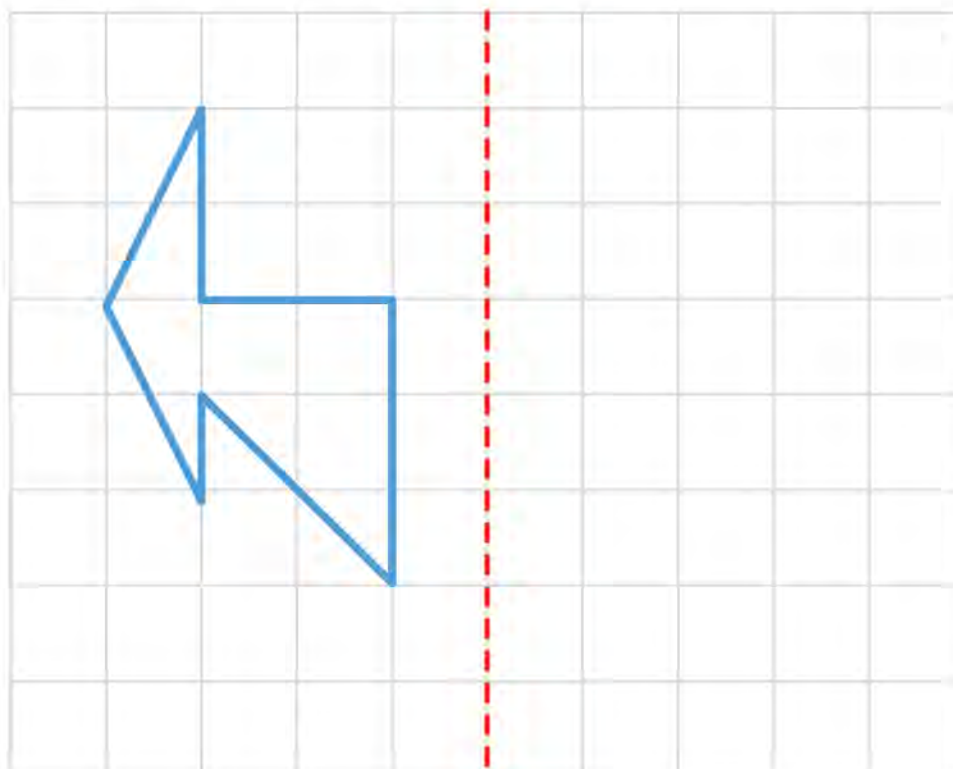


Number of squares: \_\_\_\_\_

Number of hearts: \_\_\_\_\_

- 22 The figure below has been folded along a line of symmetry. Draw the missing half.

下圖沿紅線對稱折疊，請畫出缺少的一半。





- 23** Order the containers from the one with the least liquid to the one with the most.  
將以下的容器排序，由最少水至最多水。



( )



( )



( )


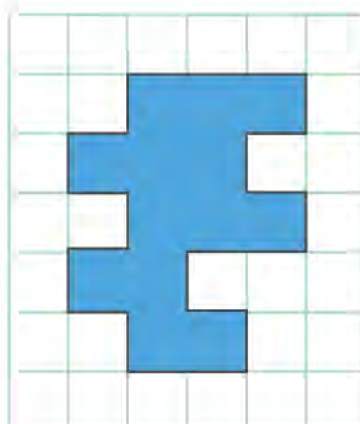
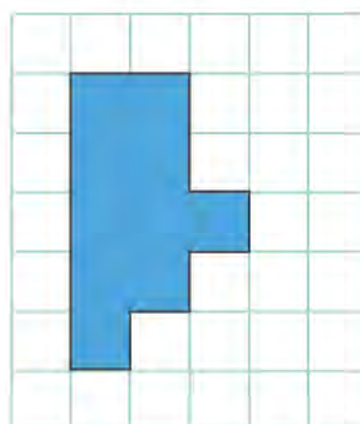


- 24** All the balls have the same weight. Circle the group below that tilts the scale to side B.  
所有球的重量一樣。請圈出正確的一組令天秤傾向右邊。

Side A

Side B



- 25 Circle all the figures that have the a smaller area than the given figure.  
圈出所有面積小於上圖的圖形。



- 26** Use 2 or 3 different blocks to find all combinations that make up 9.  
使用兩個或三個不同的積木，找出所有能組成9的組合。



$$\square + \square$$

$$\square + \square$$

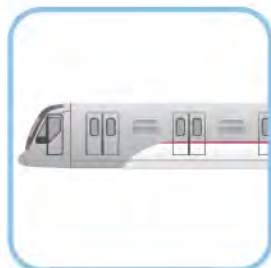
$$\square + \square + \square$$

$$\square + \square + \square$$

$$1 + 2 + 6$$

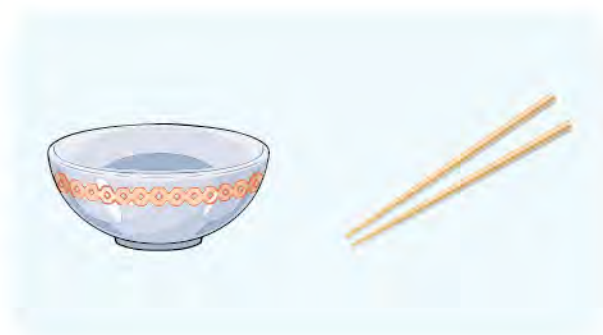
27 Circle the one that comes next.

請圈出正確答案以完成規律。



28 Circle the pair that is not related.

請圈出沒有關聯的一組。



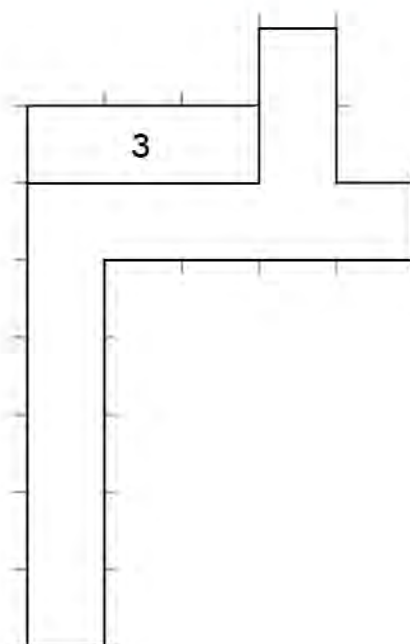
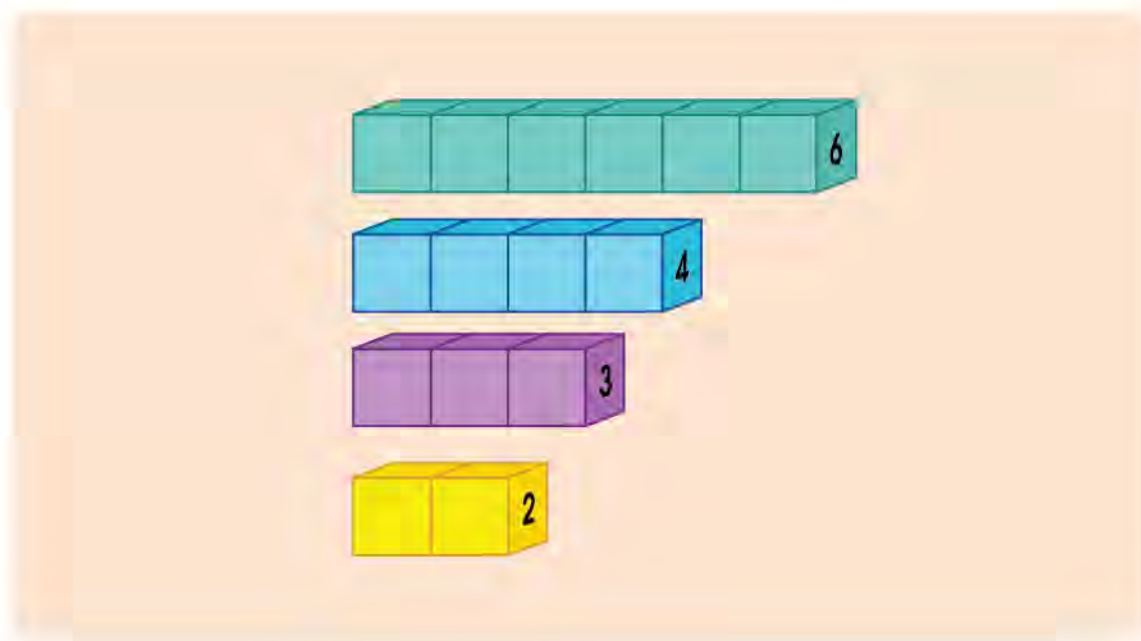
- 29 Circle the one that is not related.  
請圈出沒有關聯的一組。





- 30** Use the given Colored Blocks shown to make the figure below, then draw the outline and write the block number of each block.

使用上面的積木以完成下面的圖案，然後畫出每塊積木的輪廓和寫下它的數字。



- The End -

- Check your answers carefully
- Remain seated and keep quiet

-全卷完 -

- 請仔細檢查答案
- 請保持安靜

I am the key.